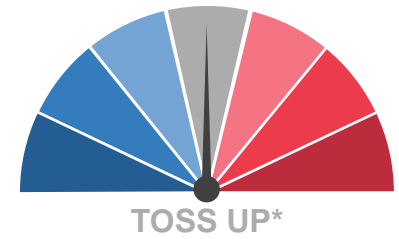


Competitive House races

An overview of confirmed House matchups
to watch in the 2024 election cycle

May 15, 2024

PRODUCER
Jehan Bugli
&
Eamonn Howerter



House Race Spotlight: AK-AL

CANDIDATES

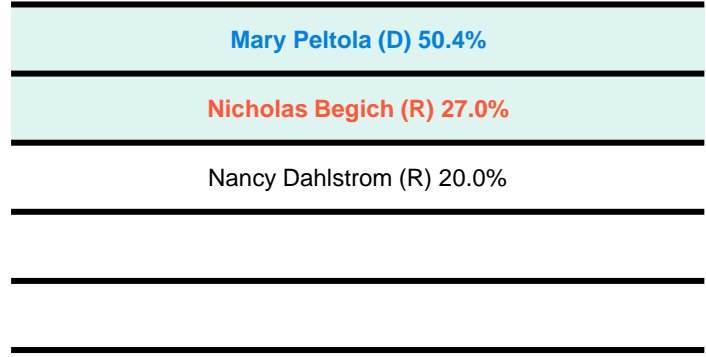


Mary Peltola (D)
Incumbent



Nicholas Begich (R)
Chair of FarShore Partners

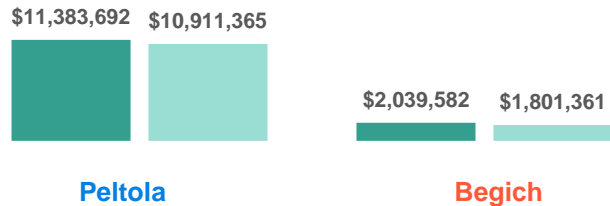
ALL-PARTY PRIMARY RESULTS



CAMPAIGN FINANCE

CAMPAIGN FINANCE DATA AS OF OCT. 16, 2024

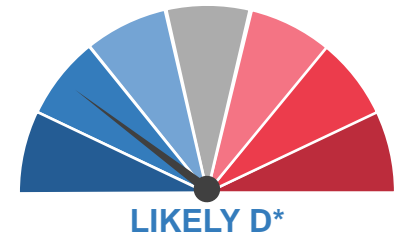
■ Total receipts ■ Total disbursements



PREVIOUS CA-22 RESULTS

Election	Winner	Runner-Up	Margin
2022 House	Peltola (D) 55.0%	Palin (R) 45.0%	D + 10.0%
2020 House	Young (R) 54.4%	Galvin (I) 45.3%	R + 9.1%
2020 Presidential	Biden (D) 43.0%	Trump (R) 53.1%	R + 10.1%

*COOK POLITICAL REPORT RATINGS



House Race Spotlight: AL-2

CANDIDATES



Shomari Figures (D)

Deputy Chief of Staff & Counselor to the Attorney General, U.S. Department of Justice, 2021-2023



Caroleene Dobson (R)

Shareholder, Maynard Cooper & Gale, 2019-present

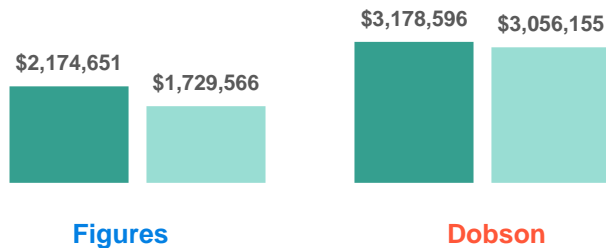
PRIMARY ELECTION RESULTS

DEM	GOP
Shomari Figures 61.0%	Caroleene Dobson 58.4%
Anthony Daniels 39.0%	Dick Brewbaker 41.6%

CAMPAIGN FINANCE

CAMPAIGN FINANCE DATA AS OF OCT. 16, 2024*

■ Total receipts ■ Total disbursements

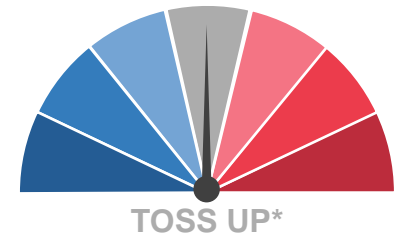


PREVIOUS AL-2 RESULTS

Election	Winner	Runner-Up	Margin
2022 House	Moore (R) 69.1%	Harvey-Hall (D) 29.2%	R + 39.9%
2020 House	Moore (R) 65.2%	Harvey-Hall (D) 34.7%	R + 30.5%
2020 Presidential	Biden (D) 55.7%	Trump (R) 43.3%	D + 12.4%

*COOK POLITICAL REPORT RATINGS

*DEMOCRATIC TOTALS REFLECT FILINGS UP TO MAR. 31, 2024



House Race Spotlight: AZ-1

CANDIDATES



Amish Shah (D)

Representative, Arizona State House of Representatives, District 5, 2023-2024, District 24, 2019-2023



David Schweikert (R)

Incumbent

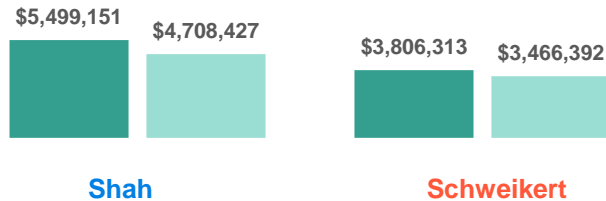
PRIMARY ELECTION RESULTS

DEM	GOP
Amish Shah 23.5%	David Schweikert 62.7%
Andrei Cherny 21.3%	Kim George 27.5%
Marlene Galan-Woods 21.2%	Robert Backie 9.8%

CAMPAIGN FINANCE

CAMPAIGN FINANCE DATA AS OF OCT. 16, 2024

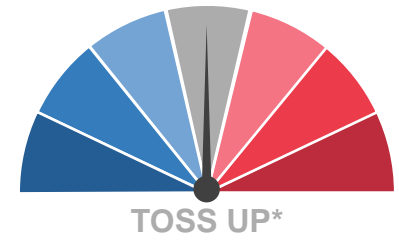
■ Total receipts ■ Total disbursements



PREVIOUS AZ-1 RESULTS

Election	Winner	Runner-Up	Margin
2022 House	Schweikert (R) 50.4%	Hodge (D) 49.6%	R + 0.9%
2020 House	O'Halleran (D) 51.6%	Shedd (R) 48.4%	D + 3.2%
2020 Presidential	Biden (D) 50.1%	Trump (R) 48.6%	D + 1.5%

*COOK POLITICAL REPORT RATINGS



House Race Spotlight: AZ-6

CANDIDATES



Kirsten Engel (D)

Representative, Arizona State House of Representatives, District 10, 2017-2021



Juan Ciscomani (R)

Incumbent

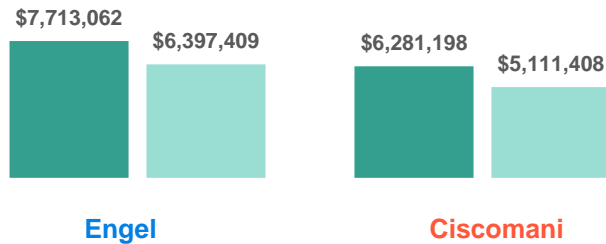
PRIMARY ELECTION RESULTS



CAMPAIGN FINANCE

CAMPAIGN FINANCE DATA AS OF OCT. 16, 2024

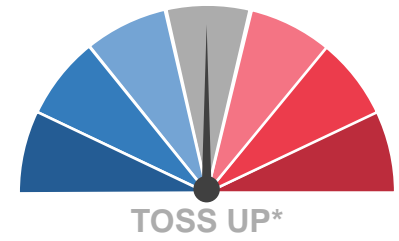
■ Total receipts ■ Total disbursements



PREVIOUS AZ-6 RESULTS

Election	Winner	Runner-Up	Margin
2022 House	Ciscomani (R) 50.7%	Engel (D) 49.2%	R + 1.5%
2020 House	Schweikert (R) 52.2%	Tipirneni (D) 47.8%	R + 4.3%
2020 Presidential	Biden (D) 49.3%	Trump (R) 49.2%	D + 0.1%

*COOK POLITICAL REPORT RATINGS



House Race Spotlight: CA-13

CANDIDATES

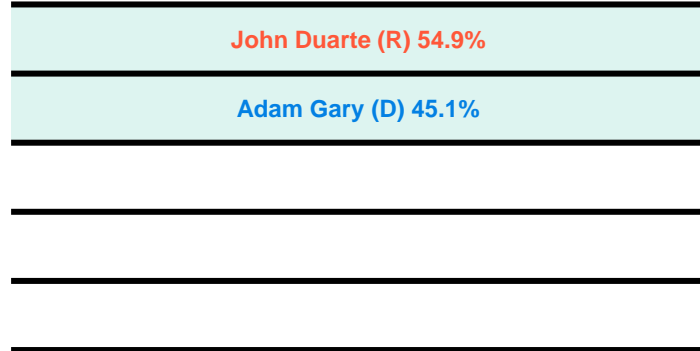


Adam Gray (D)
 Assembly Member, California State
 Assembly, District 21, 2012-2022



John Duarte (R)
 Incumbent

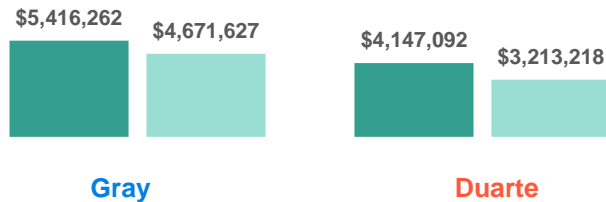
ALL-PARTY PRIMARY RESULTS



CAMPAIGN FINANCE

CAMPAIGN FINANCE DATA AS OF OCT. 16, 2024

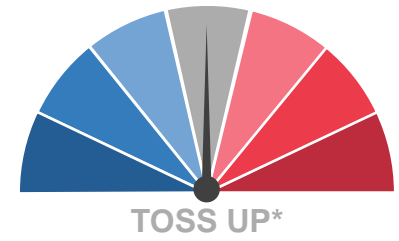
■ Total receipts ■ Total disbursements



PREVIOUS CA-13 RESULTS

Election	Winner	Runner-Up	Margin
2022 House	Duarte (R) 50.2%	Gray (D) 49.8%	R + 0.4%
2020 House	Lee (D) 90.4%	Piterman (R) 9.6%	D + 80.8%
2020 Presidential	Biden (D) 54.3%	Trump (R) 43.4%	D + 10.9%

*COOK POLITICAL REPORT RATINGS



House Race Spotlight: CA-22

CANDIDATES




Rudy Salas (D)
 Assembly Member, California State Assembly, District 32, 2012-2022



David Valadao (R)
 Incumbent

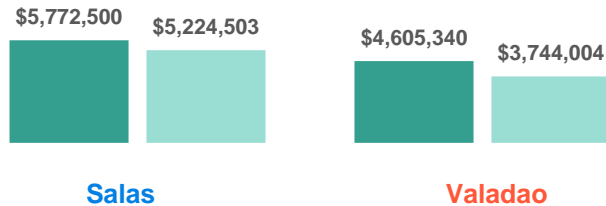
ALL-PARTY PRIMARY RESULTS



CAMPAIGN FINANCE

CAMPAIGN FINANCE DATA AS OF OCT. 16, 2024

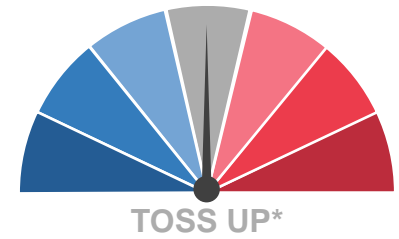
■ Total receipts ■ Total disbursements



PREVIOUS CA-22 RESULTS

Election	Winner	Runner-Up	Margin
2022 House	Valadao (R) 51.5%	Salas (D) 48.5%	R + 3.0%
2020 House	Nunes (R) 54.2%	Arballo (D) 45.8%	R + 8.4%
2020 Presidential	Biden (D) 55.3%	Trump (R) 42.3%	D + 13.0%

*COOK POLITICAL REPORT RATINGS



House Race Spotlight: CA-27

CANDIDATES

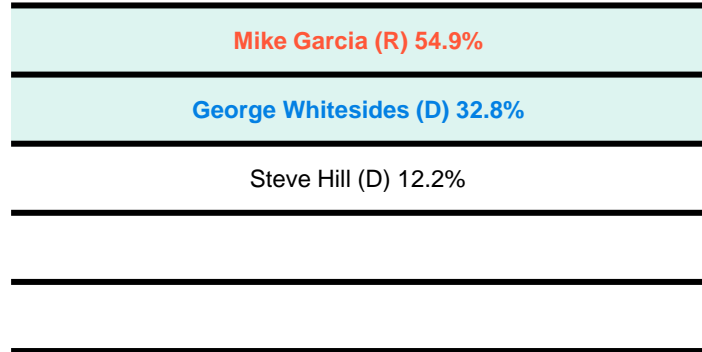


George Whitesides (D)
Chief Executive Officer/Chairman,
Virgin Galactic, 2010-2023



Mike Garcia (R)
Incumbent

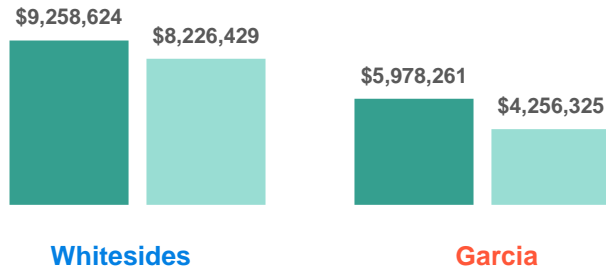
ALL-PARTY PRIMARY RESULTS



CAMPAIGN FINANCE

CAMPAIGN FINANCE DATA AS OF OCT. 16, 2024

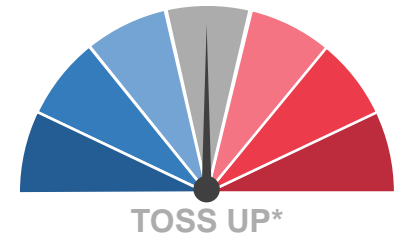
■ Total receipts ■ Total disbursements



PREVIOUS CA-27 RESULTS

Election	Winner	Runner-Up	Margin
2022 House	Garcia (R) 53.2%	Smith (D) 46.8%	R + 6.4%
2020 House	Chu (D) 69.8%	Nalbandian (R) 30.2%	D + 39.6%
2020 Presidential	Biden (D) 55.1%	Trump (R) 42.7%	D + 12.4%

*COOK POLITICAL REPORT RATINGS



House Race Spotlight: CA-41

CANDIDATES



Will Rollins (D)


Assistant United States Attorney,
United States Department of Justice,
2016-2021



Ken Calvert (R)

Incumbent

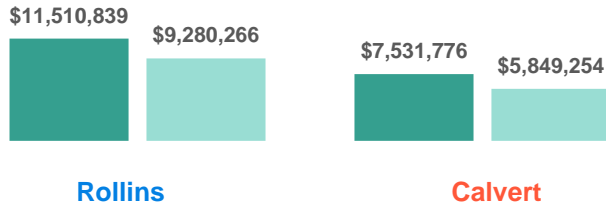
ALL-PARTY PRIMARY RESULTS



CAMPAIGN FINANCE

CAMPAIGN FINANCE DATA AS OF OCT. 16, 2024

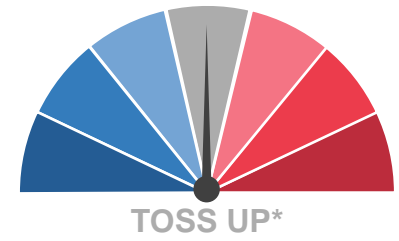
■ Total receipts ■ Total disbursements



PREVIOUS CA-41 RESULTS

Election	Winner	Runner-Up	Margin
2022 House	Calvert (R) 52.3%	Rollins (D) 47.7%	R + 4.6%
2020 House	Takano (D) 64.0%	Smith (R) 36.0%	D + 28.0%
2020 Presidential	Trump (R) 49.7%	Biden (D) 48.6%	R + 1.1%

*COOK POLITICAL REPORT RATINGS



House Race Spotlight: CA-45

CANDIDATES

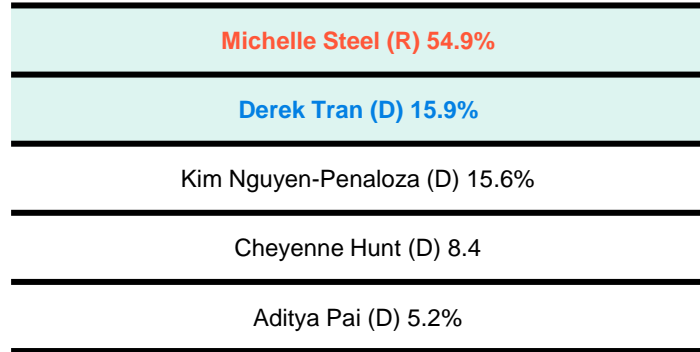


Derek Tran (D)
 Managing Attorney, Feher Law,
 Professional Corporation, 2023-
 present



Michelle Steel (R)
 Incumbent

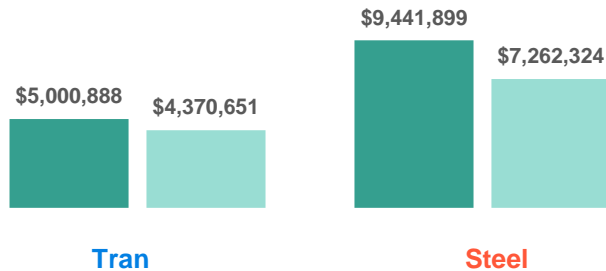
ALL-PARTY PRIMARY RESULTS



CAMPAIGN FINANCE

CAMPAIGN FINANCE DATA AS OF OCT. 16, 2024

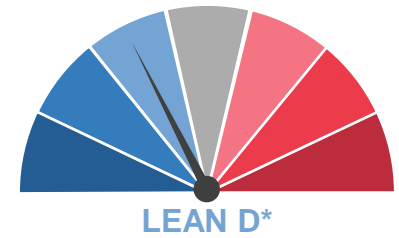
■ Total receipts ■ Total disbursements



PREVIOUS CA-45 RESULTS

Election	Winner	Runner-Up	Margin
2022 House	Steel (R) 52.4%	Chen (D) 47.6%	R + 4.8%
2020 House	Porter (D) 53.5%	Raths (R) 46.5%	D + 7.0%
2020 Presidential	Biden (D) 52.1%	Trump (R) 46.0%	D + 6.1%

*COOK POLITICAL REPORT RATINGS



House Race Spotlight: CA-47

CANDIDATES



Dave Min (D)

Senator, California State Senate, District 37, 2020-present



Scott Baugh (R)

Owner, Scott Baugh & Associates, 2000-present

ALL-PARTY PRIMARY RESULTS

Scott Baugh (R) 32.1%

Dave Min (D) 25.9%

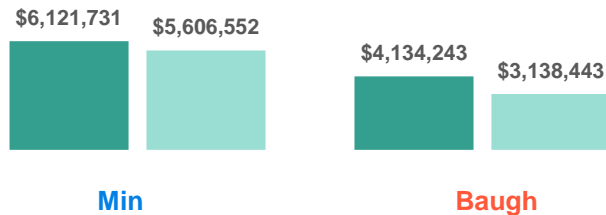
Joanna Weiss (D) 19.4%

Max Ukropina (R) 14.8%

CAMPAIGN FINANCE

CAMPAIGN FINANCE DATA AS OF OCT. 16, 2024

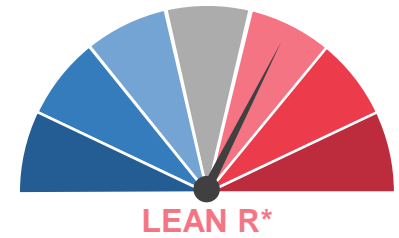
■ Total receipts ■ Total disbursements



PREVIOUS CA-47 RESULTS

Election	Winner	Runner-Up	Margin
2022 House	Porter (D) 51.7%	Baugh (R) 48.3%	D + 3.4%
2020 House	Lowenthal (D) 63.3%	Briscoe (R) 36.7%	D + 26.5%
2020 Presidential	Biden (D) 54.5%	Trump (R) 43.4%	D + 11.1%

*COOK POLITICAL REPORT RATINGS



House Race Spotlight: CO-3

CANDIDATES



Adam Frisch (D)

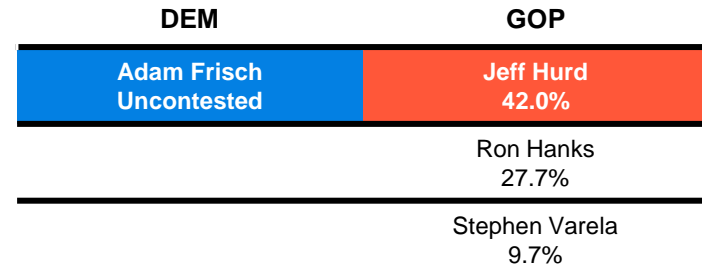
Substitute Teacher, Aspen School District, 2021-present



Jeff Hurd (R)

Director, Ireland Stapleton Pryor & Pascoe, PC, 2017-present

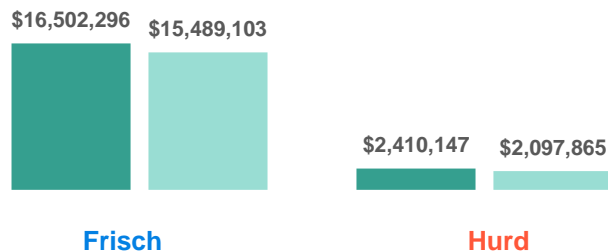
PRIMARY ELECTION RESULTS



CAMPAIGN FINANCE

CAMPAIGN FINANCE DATA AS OF OCT. 16, 2024

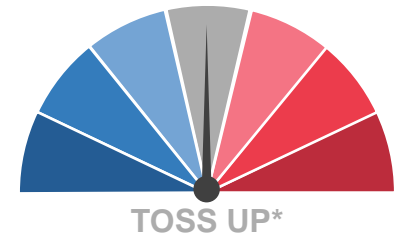
■ Total receipts ■ Total disbursements



PREVIOUS CO-3 RESULTS

Election	Winner	Runner-Up	Margin
2022 House	Boebert (R) 50.1%	Frisch (D) 49.9%	R + 0.2%
2020 House	Boebert (R) 51.4%	Mitsch Bush (D) 45.2%	R + 6.2%
2020 Presidential	Trump (R) 52.9%	Biden (D) 44.7%	R + 8.2%

*COOK POLITICAL REPORT RATINGS



House Race Spotlight: CO-8

CANDIDATES




Yadira Caraveo (D)
Incumbent



Gabe Evans (R)
Instructor, Makhaira Group, 2022-present

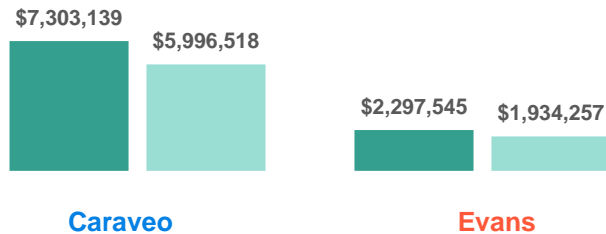
PRIMARY ELECTION RESULTS



CAMPAIGN FINANCE

CAMPAIGN FINANCE DATA AS OF OCT. 16, 2024

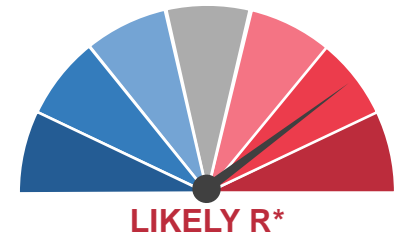
■ Total receipts ■ Total disbursements



PREVIOUS CO-8 RESULTS

Election	Winner	Runner-Up	Margin
2022 House	Caraveo (D) 48.4%	Kirkmeyer (R) 47.7%	D + 0.7%
2020 Presidential	Biden (D) 50.8%	Trump (R) 46.3%	D + 4.5%

*COOK POLITICAL REPORT RATINGS



House Race Spotlight: FL-27

CANDIDATES



Lucia Baez-Geller (D)
Board Member, Miami-Dade County School Board, 2020-present



Maria Salazar (R)
Incumbent

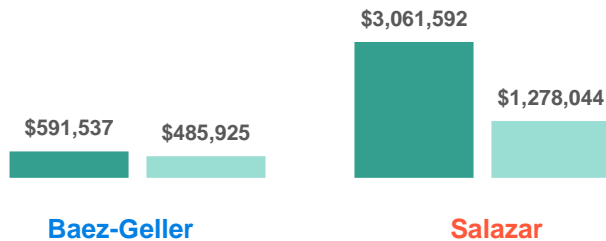
PRIMARY ELECTION RESULTS

DEM	GOP
Lucia Baez-Geller 54.2%	Maria Elvira Salazar 88.7%
Mike Davey 45.8%	Royland Lara 11.3%

CAMPAIGN FINANCE

CAMPAIGN FINANCE DATA AS OF OCT. 16, 2024

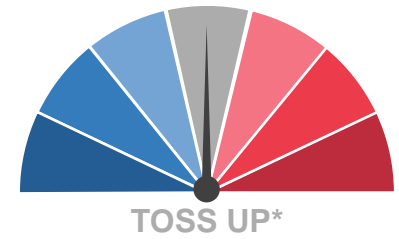
■ Total receipts ■ Total disbursements



PREVIOUS FL-27 RESULTS

Election	Winner	Runner-Up	Margin
2022 House	Salazar (R) 57.3%	Taddeo (D) 42.7%	R + 14.6%
2020 House	Salazar (R) 51.4%	Shalala (D) 48.6%	R + 2.8%
2020 Presidential	Trump (R) 49.9%	Biden (D) 49.6%	R + 0.3%

*COOK POLITICAL REPORT RATINGS



House Race Spotlight: IA-1

CANDIDATES



Christina Bohannon (D)
Former Clerk, 11th Circuit Court of Appeals, Montgomery, Alabama



Mariannette Miller-Meeks (R)
Incumbent

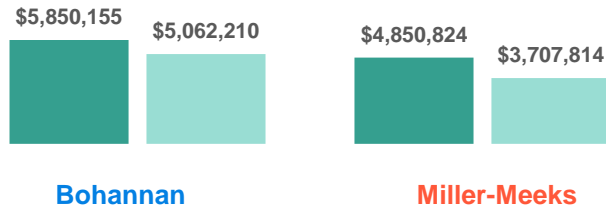
PRIMARY ELECTION RESULTS



CAMPAIGN FINANCE

CAMPAIGN FINANCE DATA AS OF OCT. 16, 2024

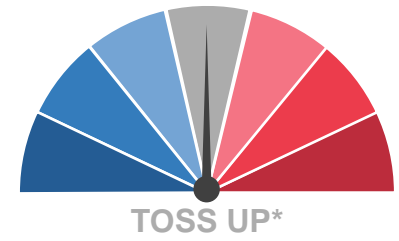
■ Total receipts ■ Total disbursements



PREVIOUS IA-1 RESULTS

Election	Winner	Runner-Up	Margin
2022 House	Miller-Meeks (R) 53.4%	Bohannon (D) 46.6%	R + 6.8%
2020 House	Hinson (R) 51.3%	Finkenauer (D) 48.7%	R + 2.6%
2020 Presidential	Trump (R) 50.5%	Biden (D) 47.6%	R + 2.9%

*COOK POLITICAL REPORT RATINGS



House Race Spotlight: IA-3

CANDIDATES



Lanon Baccam (D)
Retired National Guard



Zach Nunn (R)
Incumbent

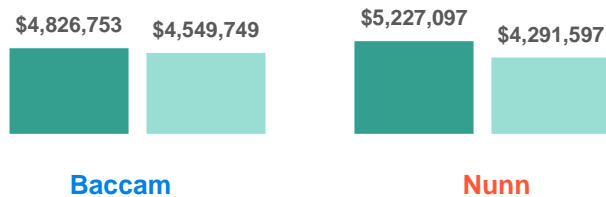
PRIMARY ELECTION RESULTS



CAMPAIGN FINANCE

CAMPAIGN FINANCE DATA AS OF JUN. 30, 2024

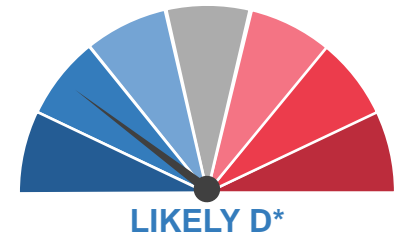
■ Total receipts ■ Total disbursements



PREVIOUS IA-3 RESULTS

Election	Winner	Runner-Up	Margin
2022 House	Nunn (R) 50.3%	Axne (D) 49.6%	R + 0.7%
2020 House	Axne (D) 48.9%	Young (R) 47.5%	D + 1.4%
2020 Presidential	Trump (R) 49.3%	Biden (D) 48.9%	R + 0.4%

*COOK POLITICAL REPORT RATINGS



House Race Spotlight: IL-17

CANDIDATES



Eric Sorensen (D)
Incumbent



Joe McGraw (R)

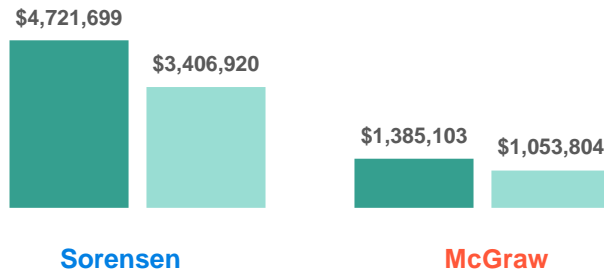
PRIMARY ELECTION RESULTS



CAMPAIGN FINANCE

CAMPAIGN FINANCE DATA AS OF OCT. 16, 2024

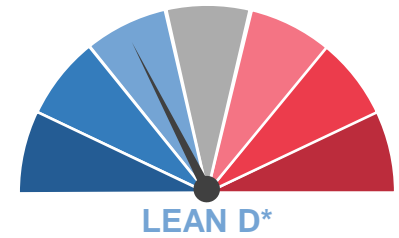
■ Total receipts ■ Total disbursements



PREVIOUS IL-17 RESULTS

Election	Winner	Runner-Up	Margin
2022 House	Sorensen (D) 52.0%	King (R) 48.0%	D + 4.0%
2020 House	Bustos (D) 52.0%	King (R) 48.0%	D + 4.0%
2020 Presidential	Biden (D) 52.7%	Trump (R) 44.9%	D + 7.8%

*COOK POLITICAL REPORT RATINGS



House Race Spotlight: MD-6

CANDIDATES



April Delaney (D)



Neil Parrott (R)
Assistant Minority Whip, Maryland State House of Delegates, 2015-2023

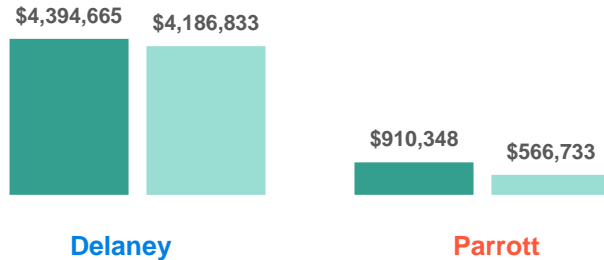
PRIMARY ELECTION RESULTS

DEM	GOP
April Delaney 40.4%	Neil Parrott 45.9%
Joe Vogel 26.2%	Dan Cox 30.1%
Ashwani Jain 8.3%	Mariela Roca 12.3%

CAMPAIGN FINANCE

CAMPAIGN FINANCE DATA AS OF OCT. 16, 2024

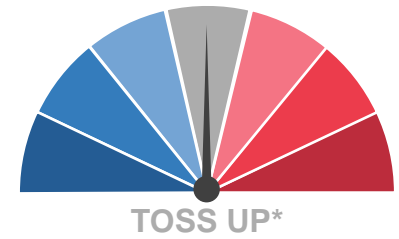
■ Total receipts ■ Total disbursements



PREVIOUS MD-6 RESULTS

Election	Winner	Runner-Up	Margin
2022 House	Trone (D) 54.7%	Parrott (R) 45.2%	D + 9.5%
2020 House	Trone (D) 58.8%	Parrott (R) 39.2%	D + 19.6%
2020 Presidential	Biden (D) 53.9%	Trump (R) 44.1%	D + 9.8%

*COOK POLITICAL REPORT RATINGS



House Race Spotlight: ME-2

CANDIDATES

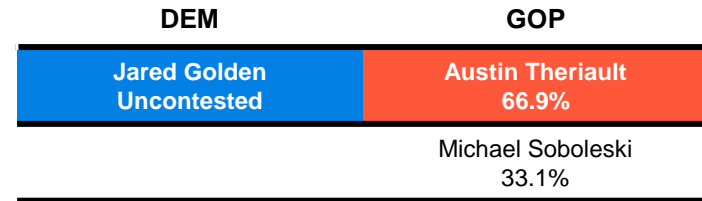


Jared Golden (D)
Incumbent



Austin Theriault (R)
Racer, National Association for Stock Car Auto Racing (NASCAR), 2014-2023

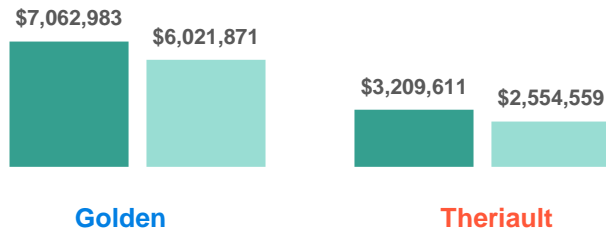
PRIMARY ELECTION RESULTS



CAMPAIGN FINANCE

CAMPAIGN FINANCE DATA AS OF OCT. 16, 2024

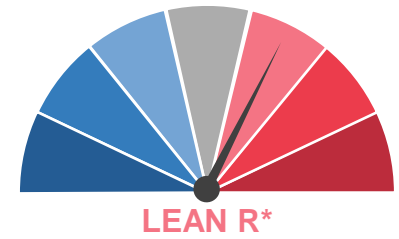
■ Total receipts ■ Total disbursements



PREVIOUS ME-2 RESULTS

Election	Winner	Runner-Up	Margin
2022 House	Golden (D) 53.1	Poliquin (R) 46.9%	D + 6.2%
2020 House	Golden (D) 53.0%	Crafts (R) 47.0%	D + 6.0%
2020 Presidential	Trump (R) 51.6%	Biden (D) 45.5%	R + 6.1%

*COOK POLITICAL REPORT RATINGS



House Race Spotlight: MI-7

CANDIDATES



Curtis Hertel (D)
 Senator, Michigan State Senate,
 District 23, 2015-2022



Tom Barrett (R)
 Helicopter Pilot, Michigan Army
 National Guard, present

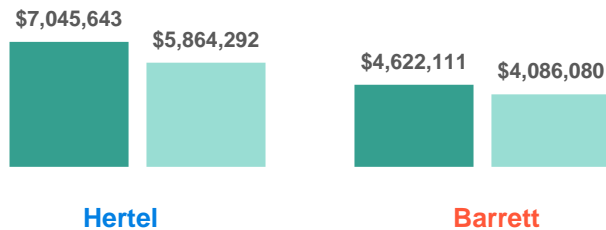
PRIMARY ELECTION RESULTS



CAMPAIGN FINANCE

CAMPAIGN FINANCE DATA AS OF OCT. 16, 2024

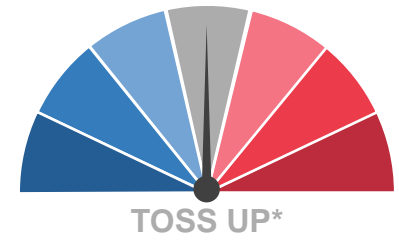
■ Total receipts ■ Total disbursements



PREVIOUS MI-7 RESULTS

Election	Winner	Runner-Up	Margin
2022 House	Slotkin (D) 51.7%	Barrett (R) 46.3%	D + 5.4%
2020 House	Walberg (R) 58.8%	Driskell (D) 41.2%	R + 17.6%
2020 Presidential	Biden (D) 49.4%	Trump (R) 48.9%	D + 0.5%

*COOK POLITICAL REPORT RATINGS



House Race Spotlight: MI-8

CANDIDATES



Kristen McDonald Rivet (D)

Vice President, Michigan Future, Incorporated, 2021-present



Paul Junge (R)

External Affairs, United States Citizenship and Immigration Services, 2018

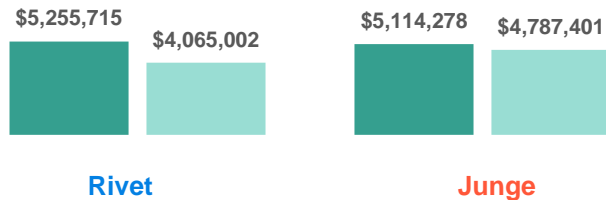
PRIMARY ELECTION RESULTS

DEM	GOP
Kristen McDonald Rivet 55.9%	Paul Junge 73.6%
Matt Collier 28.7%	Mary Draves 15.8%
Pamela Pugh 15.4%	Anthony Hudson 10.6%

CAMPAIGN FINANCE

CAMPAIGN FINANCE DATA AS OF OCT. 16, 2024

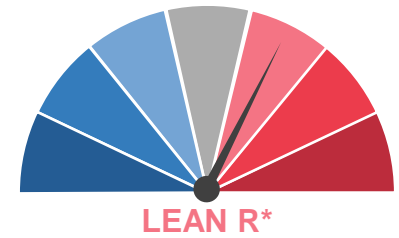
■ Total receipts ■ Total disbursements



PREVIOUS MI-8 RESULTS

Election	Winner	Runner-Up	Margin
2022 House	Kildee (D) 53.1%	Junge (R) 42.8%	D + 10.3%
2020 House	Slotkin (D) 50.9%	Junge (R) 47.3%	D + 3.6%
2020 Presidential	Biden (D) 50.3%	Trump (R) 48.2%	D + 2.1%

*COOK POLITICAL REPORT RATINGS



House Race Spotlight: MI-10

CANDIDATES



Carl Marlinga (D)


Arbitrator and Mediator, Carl Marlinga Alternative Dispute Resolution, 2022-present



John James (R)

Incumbent

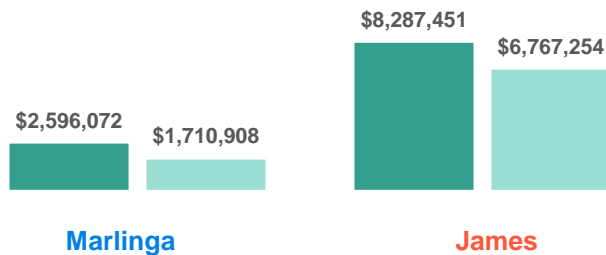
PRIMARY ELECTION RESULTS



CAMPAIGN FINANCE

CAMPAIGN FINANCE DATA AS OF OCT. 16, 2024

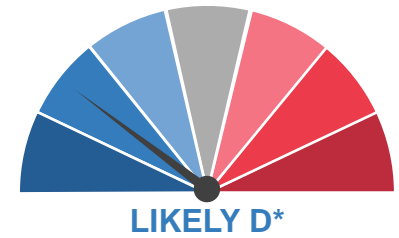
■ Total receipts ■ Total disbursements



PREVIOUS MI-10 RESULTS

Election	Winner	Runner-Up	Margin
2022 House	James (R) 48.8%	Marlinga (D) 48.3%	R + 0.5%
2020 House	McClain (R) 66.3%	Bizon (D) 33.7%	R + 32.6%
2020 Presidential	Trump (R) 49.8%	Biden (D) 48.8%	R + 1.0%

*COOK POLITICAL REPORT RATINGS



House Race Spotlight: MN-2

CANDIDATES



Angie Craig (D)
Incumbent



Joe Teirab (R)
Assistant United States Attorney,
United States Attorneys' Offices,
2019-2023

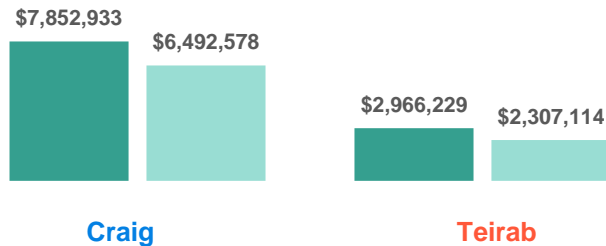
PRIMARY ELECTION RESULTS



CAMPAIGN FINANCE

CAMPAIGN FINANCE DATA AS OF OCT. 16, 2024

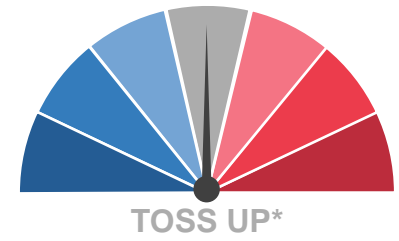
■ Total receipts ■ Total disbursements



PREVIOUS MN-2 RESULTS

Election	Winner	Runner-Up	Margin
2022 House	Craig (D) 50.9%	Kistner (R) 45.6%	D + 5.3%
2020 House	Craig (D) 48.2%	Kistner (R) 45.9%	D + 2.3%
2020 Presidential	Biden (D) 52.5%	Trump (R) 45.4%	D + 7.1%

*COOK POLITICAL REPORT RATINGS



House Race Spotlight: NC-1

CANDIDATES



Don Davis (D)
Incumbent



Laurie Buckhout (R)
Independent Consultant, Self-Employed, 2023-present

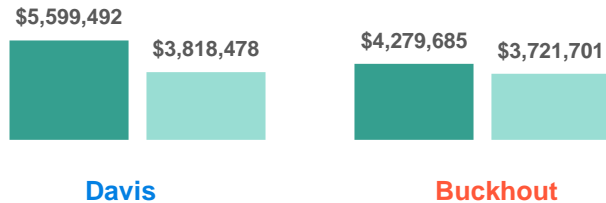
PRIMARY ELECTION RESULTS



CAMPAIGN FINANCE

CAMPAIGN FINANCE DATA AS OF OCT. 16, 2024

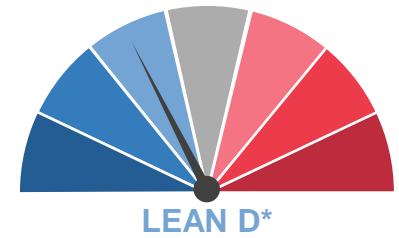
■ Total receipts ■ Total disbursements



PREVIOUS NC-1 RESULTS

Election	Winner	Runner-Up	Margin
2022 House	Davis (D) 52.4%	Smith (R) 47.6%	D + 4.8%
2020 House	Butterfield (D) 54.2%	Smith (R) 45.8%	D + 8.4%
2020 Presidential	Biden (D) 50.4%	Trump (R) 48.8%	D + 1.6%

*COOK POLITICAL REPORT RATINGS



House Race Spotlight: NE-02

CANDIDATES



Tony Vargas (D)
State Senator for Nebraska's 7th District



Don Bacon(R)
Incumbent

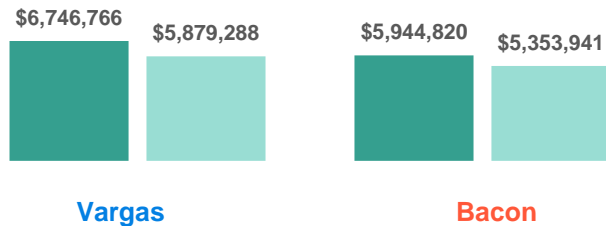
PRIMARY ELECTION RESULTS



CAMPAIGN FINANCE

CAMPAIGN FINANCE DATA AS OF OCT. 16, 2024

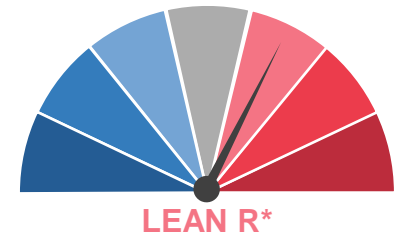
■ Total receipts ■ Total disbursements



PREVIOUS CA-45 RESULTS

Election	Winner	Runner-Up	Margin
2022 House	Bacon (R) 51.3%	Vargas (D) 48.7%	R + 2.6%
2020 House	Bacon (R) 50.8%	Eastman (D) 46.2%	D + 4.6%
2020 Presidential	Biden (D) 52.2%	Trump (R) 45.8%	D + 6.4%

*COOK POLITICAL REPORT RATINGS



House Race Spotlight: NJ-7

CANDIDATES



Sue Altman (D)
Executive Director, New Jersey Working Families Alliance, 2019-2023



Tom Kean (R)
Incumbent

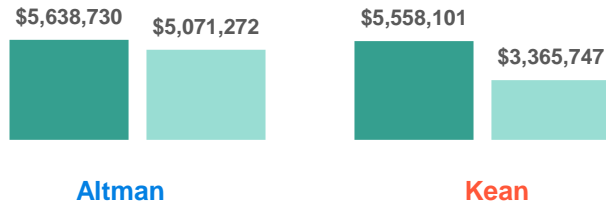
PRIMARY ELECTION RESULTS



CAMPAIGN FINANCE

CAMPAIGN FINANCE DATA AS OF OCT. 16, 2024

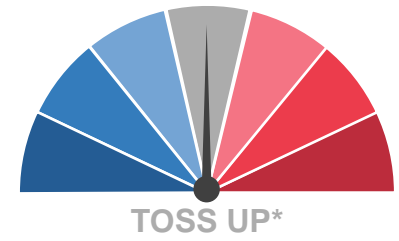
■ Total receipts ■ Total disbursements



PREVIOUS NJ-7 RESULTS

Election	Winner	Runner-Up	Margin
2022 House	Kean Jr. (R) 51.4%	Malinowski (D) 48.6%	R + 2.8%
2020 House	Malinowski (D) 50.6%	Kean Jr. (R) 49.4%	D + 1.2%
2020 Presidential	Biden (D) 51.1%	Trump (R) 47.3%	D + 3.8%

*COOK POLITICAL REPORT RATINGS



House Race Spotlight: NM-2

CANDIDATES



Gabe Vasquez (D)
Incumbent



Yvette Herrell (R)
Former Rep., United States House of Representatives, New Mexico, District 2, 2021-2023

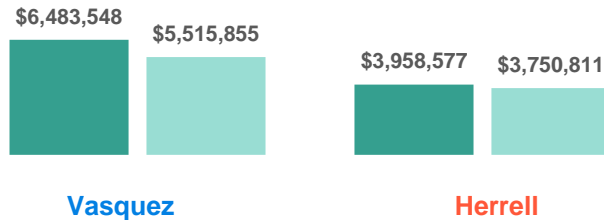
PRIMARY ELECTION RESULTS



CAMPAIGN FINANCE

CAMPAIGN FINANCE DATA AS OF OCT. 16, 2024

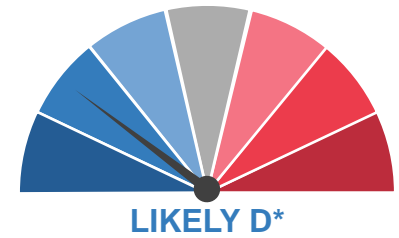
■ Total receipts ■ Total disbursements



PREVIOUS NM-2 RESULTS

Election	Winner	Runner-Up	Margin
2022 House	Vasquez (D) 50.3%	Herrell (R) 49.6%	D + 0.7%
2020 House	Herrell (R) 53.7%	Small (D) 46.3%	R + 7.4%
2020 Presidential	Biden (D) 51.9%	Trump (R) 46.1%	D + 5.8%

*COOK POLITICAL REPORT RATINGS



House Race Spotlight: NV-1

CANDIDATES



Dina Titus (D)
Incumbent



Mark Robertson (R)
Owner/ Managing Partner, RDJ
Financial Architects, 2001-2020

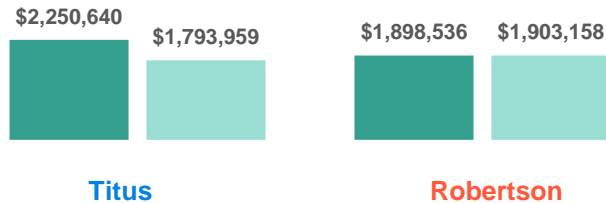
PRIMARY ELECTION RESULTS

DEM	GOP
Dina Titus Uncontested	Mark Robertson 48.4%
	Flemming Larsen 39.0%
	Jim Blockey 5.0%

CAMPAIGN FINANCE

CAMPAIGN FINANCE DATA AS OF OCT. 16, 2024

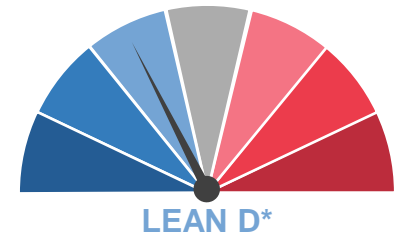
■ Total receipts ■ Total disbursements



PREVIOUS NV-1 RESULTS

Election	Winner	Runner-Up	Margin
2022 House	Titus (D) 51.6%	Robertson (R) 46.0%	D + 5.6%
2020 House	Titus (D) 61.8%	Bentley (R) 33.4%	D + 28.4%
2020 Presidential	Biden (D) 53.2%	Trump (R) 44.7%	D + 8.5%

*COOK POLITICAL REPORT RATINGS



House Race Spotlight: NV-3

CANDIDATES



Susie Lee (D)
Incumbent



Drew Johnson (R)

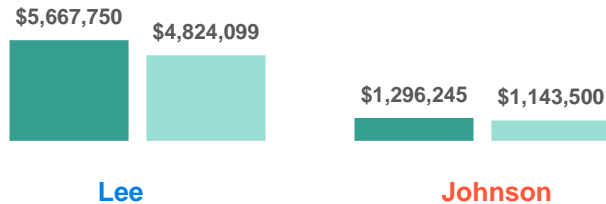
PRIMARY ELECTION RESULTS

DEM	GOP
Susie Lee 92.7%	Drew Johnson 32.0%
RockAthena Brittain 7.3%	Dan Schwartz 22.6%
	Elizabeth Helgelien 20.5%

CAMPAIGN FINANCE

CAMPAIGN FINANCE DATA AS OF OCT. 16, 2024

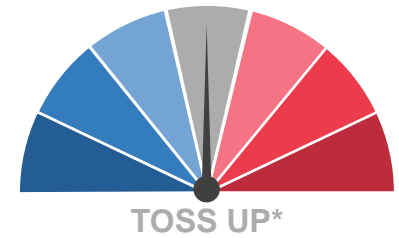
■ Total receipts ■ Total disbursements



PREVIOUS NV-3 RESULTS

Election	Winner	Runner-Up	Margin
2022 House	Lee (D) 52.0%	Becker (R) 48.0%	D + 4.0%
2020 House	Lee (D) 48.8%	Rodimer (R) 45.8%	D + 3.0%
2020 Presidential	Biden (D) 52.4%	Trump (R) 45.7%	D + 6.7%

*COOK POLITICAL REPORT RATINGS



House Race Spotlight: NY-4

CANDIDATES



Laura Gillen (D)

Supervisor, Town of Hempstead, New York, 2018-2019



Anthony D'Esposito (R)

Retired, Detective, New York City Police Department, 2006-2020

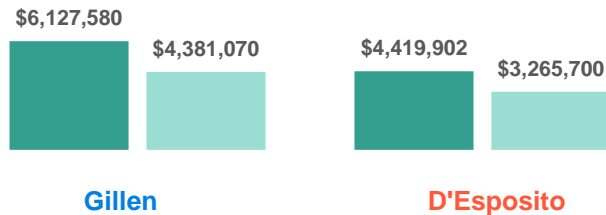
PRIMARY ELECTION RESULTS



CAMPAIGN FINANCE

CAMPAIGN FINANCE DATA AS OF OCT. 16, 2024

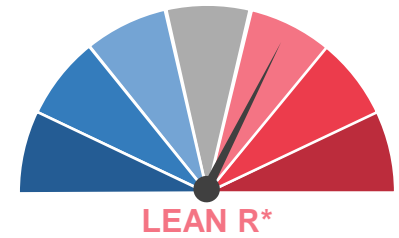
■ Total receipts ■ Total disbursements



PREVIOUS NY-4 RESULTS

Election	Winner	Runner-Up	Margin
2022 House	D'Esposito (R) 51.8%	Gillen (D) 48.2%	R + 3.6%
2020 House	Rice (D) 56.1%	Tuman (R) 43.0%	D + 13.1%
2020 Presidential	Biden (D) 56.8%	Trump (R) 42.2%	D + 14.6%

*COOK POLITICAL REPORT RATINGS



House Race Spotlight: NY-17

CANDIDATES



Mondaire Jones (D)

Representative, United States House of Representatives, New York, District 17, 2021-2023



Mike Lawler (R)

Incumbent

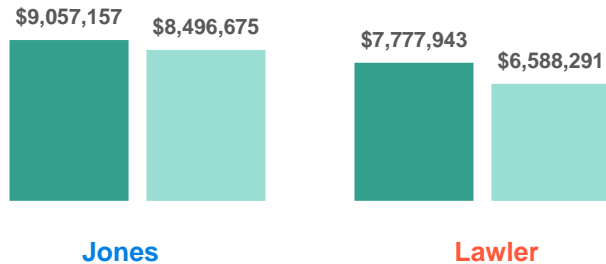
PRIMARY ELECTION RESULTS



CAMPAIGN FINANCE

CAMPAIGN FINANCE DATA AS OF OCT. 16, 2024

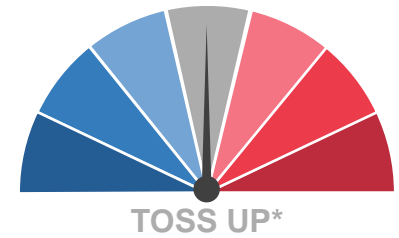
■ Total receipts ■ Total disbursements



PREVIOUS NY-17 RESULTS

Election	Winner	Runner-Up	Margin
2022 House	Lawler (R) 50.3%	Maloney (D) 49.7%	R + 0.8%
2020 House	Jones (D) 59.3%	McArdle Schulman (R) 35.2%	D + 24.1%
2020 Presidential	Biden (D) 54.5%	Trump (R) 44.4%	D + 10.1%

*COOK POLITICAL REPORT RATINGS



House Race Spotlight: NY-19

CANDIDATES

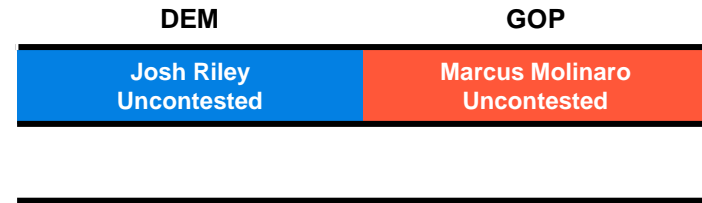


Joshua Riley (D)
Partner, Jenner & Block, 2021



Marcus Molinaro (R)
Incumbent

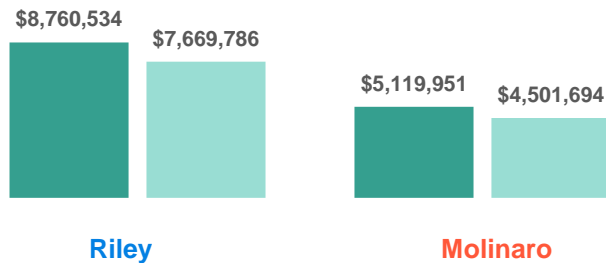
PRIMARY ELECTION RESULTS



CAMPAIGN FINANCE

CAMPAIGN FINANCE DATA AS OF OCT. 16, 2024

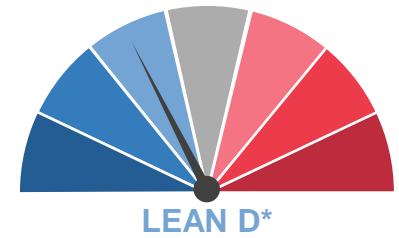
■ Total receipts ■ Total disbursements



PREVIOUS NY-19 RESULTS

Election	Winner	Runner-Up	Margin
2022 House	Molinaro (R) 50.8%	Riley (D) 49.2%	R + 1.6%
2020 House	Delgado (D) 54.5%	Van De Water (R) 42.9%	D + 11.6%
2020 Presidential	Biden (D) 51.3%	Trump (R) 46.7%	D + 4.6%

*COOK POLITICAL REPORT RATINGS



House Race Spotlight: NY-22

CANDIDATES

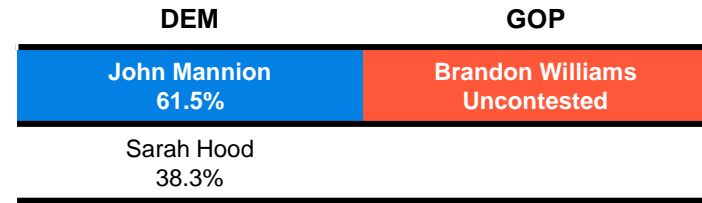


John Mannion (D)
 Senator, New York State Senate,
 District 50, 2021-present



Brandon Williams (R)
 Incumbent

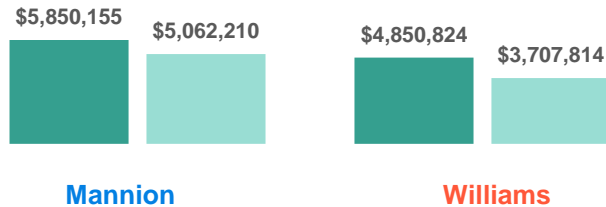
PRIMARY ELECTION RESULTS



CAMPAIGN FINANCE

CAMPAIGN FINANCE DATA AS OF OCT. 16, 2024

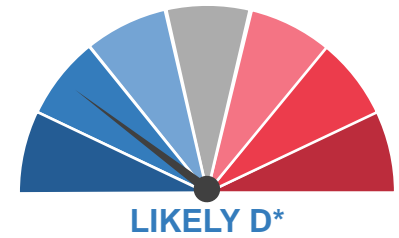
■ Total receipts ■ Total disbursements



PREVIOUS NY-22 RESULTS

Election	Winner	Runner-Up	Margin
2022 House	Williams (R) 50.5%	Conole (D) 49.5%	R + 1.0%
2020 House	Tenney (R) 49.0%	Brindisi (D) 48.9%	R + 0.0%
2020 Presidential	Biden (D) 54.6%	Trump (R) 43.2%	D + 11.4%

*COOK POLITICAL REPORT RATINGS



House Race Spotlight: OH-1

CANDIDATES



Greg Landsman (D)
Incumbent



Orlando Sonza (R)
Assistant Prosecutor, Hamilton County Prosecutor's Office, present

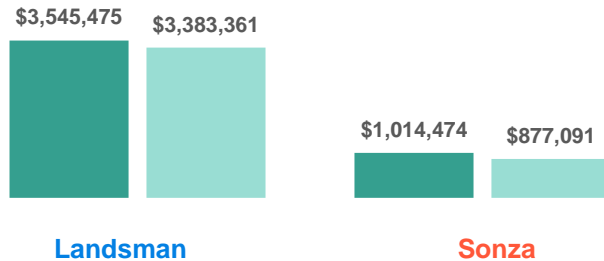
PRIMARY ELECTION RESULTS



CAMPAIGN FINANCE

CAMPAIGN FINANCE DATA AS OF OCT. 16, 2024

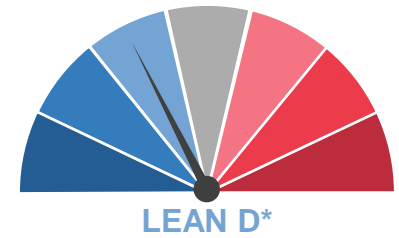
■ Total receipts ■ Total disbursements



PREVIOUS OH-1 RESULTS

Election	Winner	Runner-Up	Margin
2022 House	Landsman (D) 52.5%	Chabot (R) 47.2%	D + 5.3%
2020 House	Chabot (R) 51.8%	Schroder (D) 44.6%	R + 7.2%
2020 Presidential	Biden (D) 53.5%	Trump (R) 45.0%	D + 8.5%

*COOK POLITICAL REPORT RATINGS



House Race Spotlight: OH-9

CANDIDATES

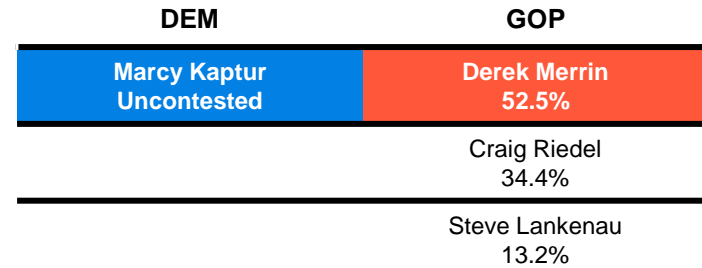


Marcy Kaptur (D)
Incumbent



Derek Merrin (R)
Realtor, Key Realty, Limited, 2013-2017

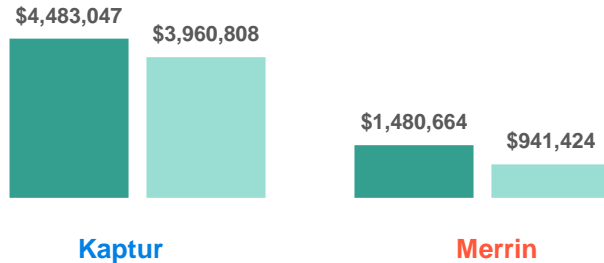
PRIMARY ELECTION RESULTS



CAMPAIGN FINANCE

CAMPAIGN FINANCE DATA AS OF OCT. 16, 2024

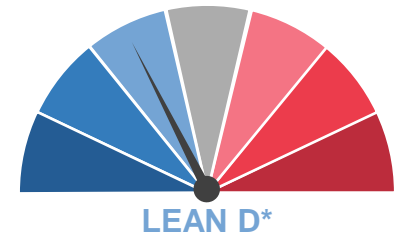
■ Total receipts ■ Total disbursements



PREVIOUS OH-9 RESULTS

Election	Winner	Runner-Up	Margin
2022 House	Kaptur (D) 56.6%	Majewski (R) 43.4%	D + 13.2%
2020 House	Kaptur (D) 63.1%	Weber (R) 36.9%	D + 26.2%
2020 Presidential	Trump (R) 50.6%	Biden (D) 47.7%	R + 2.9%

*COOK POLITICAL REPORT RATINGS



House Race Spotlight: OH-13

CANDIDATES



Emilia Sykes (D)
Incumbent



Kevin Coughlin (R)
Clerk of Courts, Stow Municipal Court, 2013-2015

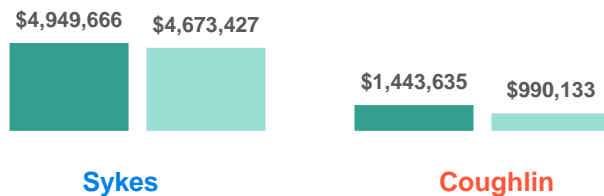
PRIMARY ELECTION RESULTS

DEM	GOP
Emilia Sykes Uncontested	Kevin Coughlin 64.7%
	Chris Banweg 27.7%
	Richard Morckel 7.7%

CAMPAIGN FINANCE

CAMPAIGN FINANCE DATA AS OF OCT. 16, 2024

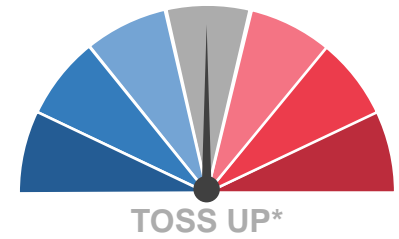
■ Total receipts ■ Total disbursements



PREVIOUS OH-13 RESULTS

Election	Winner	Runner-Up	Margin
2022 House	Sykes (D) 52.7%	Madison Gilbert (R) 47.3%	D + 5.4%
2020 House	Ryan (D) 52.5%	Hagan (R) 44.9%	D + 7.6%
2020 Presidential	Biden (D) 50.7%	Trump (R) 47.9%	D + 2.8%

*COOK POLITICAL REPORT RATINGS



House Race Spotlight: OR-5

CANDIDATES



Janelle Bynum (D)

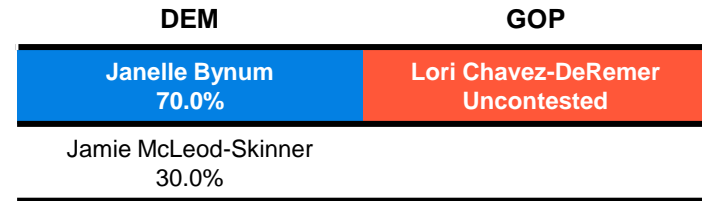
Representative, Oregon State House of Representatives, District 39, 2023-present



Lori Chavez-DeRemer (R)

Incumbent

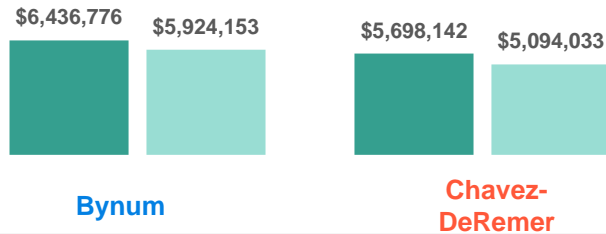
PRIMARY ELECTION RESULTS



CAMPAIGN FINANCE

CAMPAIGN FINANCE DATA AS OF OCT. 16, 2024

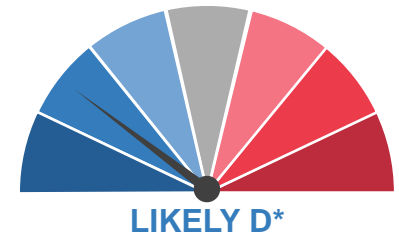
■ Total receipts ■ Total disbursements



PREVIOUS OR-5 RESULTS

Election	Winner	Runner-Up	Margin
2022 House	Chavez-DeRemer (R) 50.9%	McLeod-Skinner (D) 48.8%	R + 2.1%
2020 House	Schrader (D) 51.9%	Ryan Courser (R) 45.2%	D + 6.7%
2020 Presidential	Biden (D) 53.2%	Trump (R) 44.4%	D + 8.8%

*COOK POLITICAL REPORT RATINGS



House Race Spotlight: OR-6

CANDIDATES



Andrea Salinas (D)
Incumbent



Mike Erickson (R)
Founder, CEO, AFMS - Logistics Management Group, Limited Liability Company, 1992-Present

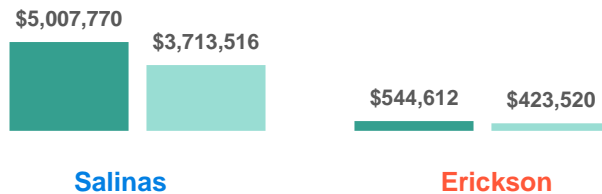
PRIMARY ELECTION RESULTS

DEM	GOP
Andrea Salinas 87.6%	Mike Erickson 74.6%
Cody Reynolds 12.0%	David Russ 20.5%
	David Burch 3.0%

CAMPAIGN FINANCE

CAMPAIGN FINANCE DATA AS OF OCT. 16, 2024

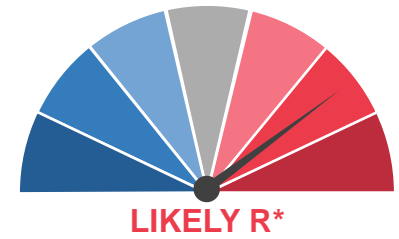
■ Total receipts ■ Total disbursements



PREVIOUS OR-6 RESULTS

Election	Winner	Runner-Up	Margin
2022 House	Salinas (D) 50.1%	Erickson (R) 47.7%	D + 2.4%
No 6th District prior to 2022			
2020 Presidential	Biden (D) 55.2%	Trump (R) 42.1%	D + 13.1%

*COOK POLITICAL REPORT RATINGS



House Race Spotlight: PA-1

CANDIDATES



Ashley Ehasz (D)

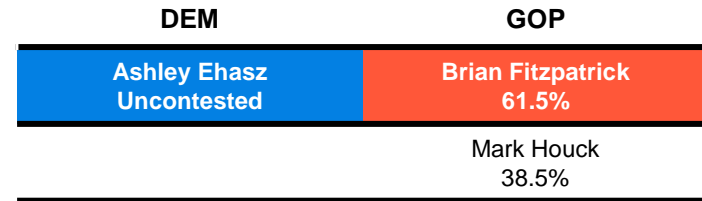
Government and Public Services
Senior Consultant, Deloitte, 2021-present



Brian Fitzpatrick (R)

Incumbent

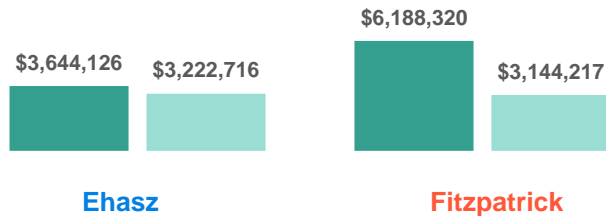
PRIMARY ELECTION RESULTS



CAMPAIGN FINANCE

CAMPAIGN FINANCE DATA AS OF OCT. 16, 2024

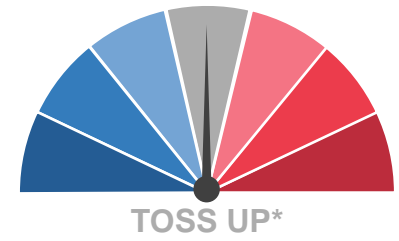
■ Total receipts ■ Total disbursements



PREVIOUS PA-1 RESULTS

Election	Winner	Runner-Up	Margin
2022 House	Fitzpatrick (R) 54.9%	Ehasz (D) 45.1%	R + 9.8%
2020 House	Fitzpatrick (R) 56.6%	Finello (D) 43.4%	R + 13.2%
2020 Presidential	Biden (D) 51.8%	Trump (R) 47.2%	D + 4.6%

*COOK POLITICAL REPORT RATINGS



House Race Spotlight: PA-7

CANDIDATES



Susan Wild (D)
Incumbent



Ryan Mackenzie (R)
Television Host, Legislative Report with Ryan Mackenzie, 2012-present

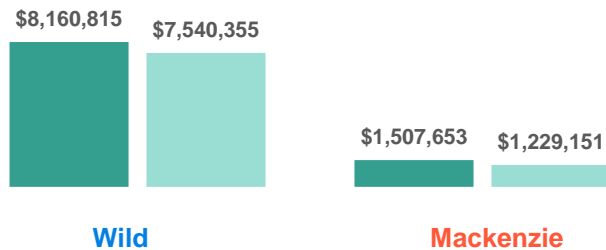
PRIMARY ELECTION RESULTS

DEM	GOP
Susan Wild Uncontested	Ryan Mackenzie 42.6%
	Kevin Dellicker 34.0%
	Maria Montero 23.4%

CAMPAIGN FINANCE

CAMPAIGN FINANCE DATA AS OF OCT. 16, 2024

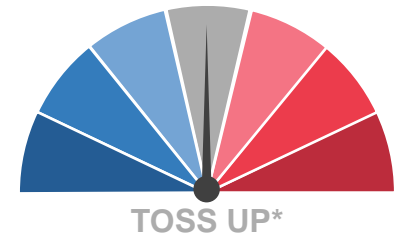
■ Total receipts ■ Total disbursements



PREVIOUS PA-7 RESULTS

Election	Winner	Runner-Up	Margin
2022 House	Wild (D) 51.0%	Scheller (R) 49.0%	D + 2.0%
2020 House	Wild (D) 51.9%	Scheller (R) 48.1%	D + 3.8%
2020 Presidential	Biden (D) 49.7%	Trump (R) 49.1%	D + 0.6%

*COOK POLITICAL REPORT RATINGS



House Race Spotlight: PA-8

CANDIDATES

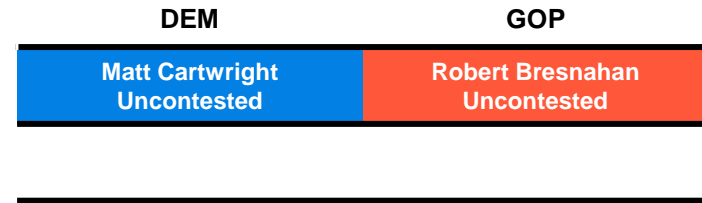


Matt Cartwright (D)
Incumbent



Robert Bresnahan (R)
President, RPB Ventures LLC, 2016-present

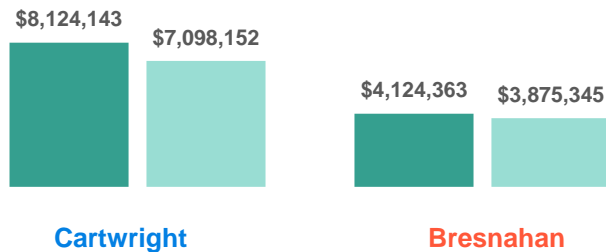
PRIMARY ELECTION RESULTS



CAMPAIGN FINANCE

CAMPAIGN FINANCE DATA AS OF OCT. 16, 2024

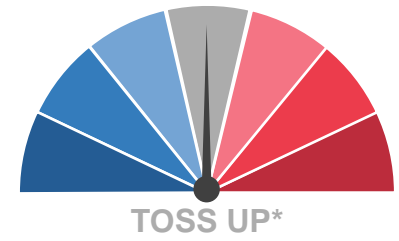
■ Total receipts ■ Total disbursements



PREVIOUS PA-8 RESULTS

Election	Winner	Runner-Up	Margin
2022 House	Cartwright (D) 51.2%	Bognet (R) 48.8%	D + 2.4%
2020 House	Cartwright (D) 51.8%	Bognet (R) 48.2%	D + 3.6%
2020 Presidential	Trump (R) 50.9%	Biden (D) 48.0%	R + 2.9%

*COOK POLITICAL REPORT RATINGS



House Race Spotlight: PA-10

CANDIDATES

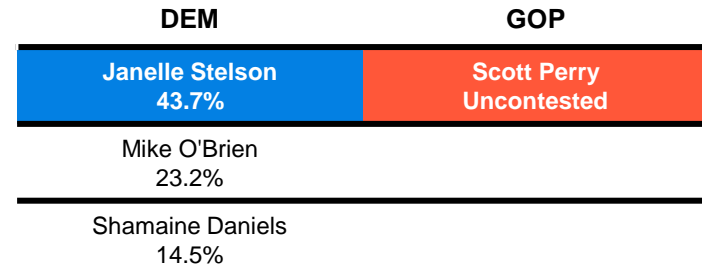


Janelle Stelson (D)
News Anchor, WGAL-TV 8, 1997-2017



Scott Perry (R)
Incumbent

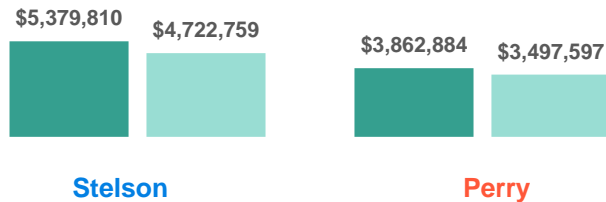
PRIMARY ELECTION RESULTS



CAMPAIGN FINANCE

CAMPAIGN FINANCE DATA AS OF OCT. 16, 2024

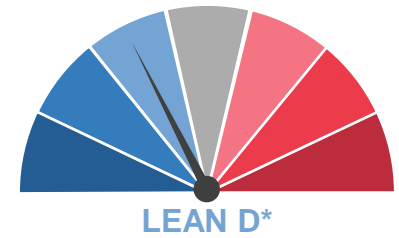
■ Total receipts ■ Total disbursements



PREVIOUS PA-10 RESULTS


Election	Winner	Runner-Up	Margin
2022 House	Perry (R) 53.9%	Daniels (D) 46.1%	R + 7.9%
2020 House	Perry (R) 53.3%	DePasquale (D) 46.7%	R + 6.6%
2020 Presidential	Trump (R) 51.3%	Biden (D) 47.2%	R + 4.1%

*COOK POLITICAL REPORT RATINGS



House Race Spotlight: PA-17

CANDIDATES

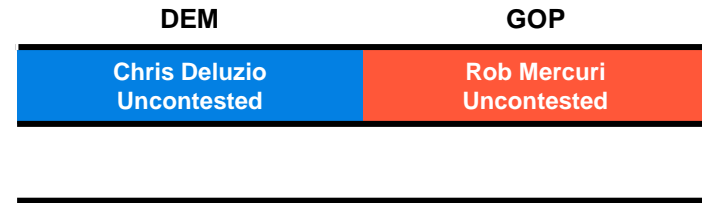


Chris Deluzio (D)
Incumbent



Robert Mercuri (R)
Manager, PriceWaterhouseCoopers (PwC), 2011-2013

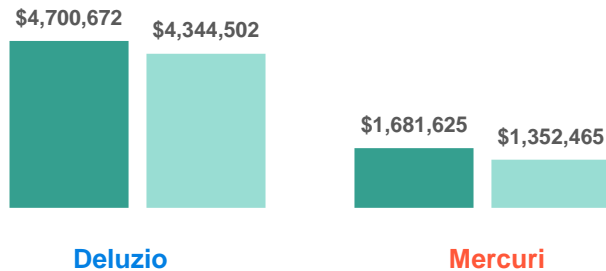
PRIMARY ELECTION RESULTS



CAMPAIGN FINANCE

CAMPAIGN FINANCE DATA AS OF OCT. 16, 2024

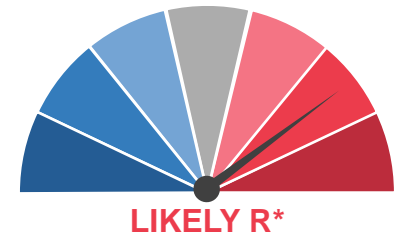
■ Total receipts ■ Total disbursements



PREVIOUS PA-17 RESULTS

Election	Winner	Runner-Up	Margin
2022 House	Deluzio (D) 53.4%	Shaffer (R) 46.6%	D + 6.8%
2020 House	Lamb (D) 51.1%	Parnell (R) 48.9%	D + 2.2%
2020 Presidential	Biden (D) 52.3%	Trump (R) 46.5%	D + 5.8%

*COOK POLITICAL REPORT RATINGS



House Race Spotlight: TX-15

CANDIDATES



Michelle Vallejo (D)

Co-Founder, Hustle + Socialize, 2018-present



Monica De La Cruz (R)

Incumbent

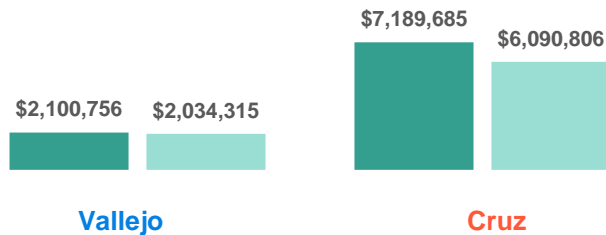
PRIMARY ELECTION RESULTS

DEM	GOP
Michelle Vallejo 74.7%	Monica De La Cruz 88.2%
John Rigney 25.3%	Vangela Churchill 11.8%

CAMPAIGN FINANCE

CAMPAIGN FINANCE DATA AS OF OCT. 16, 2024

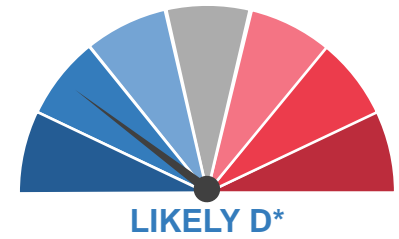
■ Total receipts ■ Total disbursements



PREVIOUS TX-15 RESULTS

Election	Winner	Runner-Up	Margin
2022 House	De La Cruz (R) 53.3%	Vallejo (D) 44.8%	R + 8.5%
2020 House	Gonzalez (D) 50.5%	De La Cruz-Hernandez (R) 47.6%	D + 2.9%
2020 Presidential	Trump (R) 51.0%	Biden (D) 48.1%	R + 2.9%

*COOK POLITICAL REPORT RATINGS



House Race Spotlight: TX-28

CANDIDATES



Henry Cuellar (D)
Incumbent



Jay Furman (R)
Founder, CEO, AFMS - Logistics Management Group, Limited Liability Company, 1992-Present

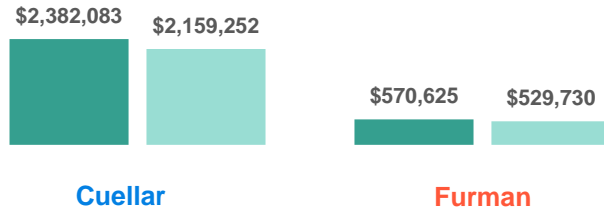
PRIMARY ELECTION RESULTS



CAMPAIGN FINANCE

CAMPAIGN FINANCE DATA AS OF OCT.16, 2024

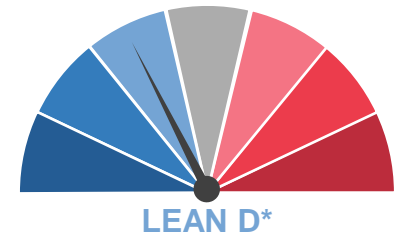
■ Total receipts ■ Total disbursements



PREVIOUS TX-28 RESULTS

Election	Winner	Runner-Up	Margin
2022 House	Cuellar (D) 56.7%	Garcia (R) 43.3%	D + 13.4%
2020 House	Cuellar (D) 58.3%	Whitten (R) 39.0%	D + 19.3%
2020 Presidential	Biden (D) 52.9%	Trump (R) 45.9%	D + 7.0%

*COOK POLITICAL REPORT RATINGS



House Race Spotlight: TX-34

CANDIDATES



Vicente Gonzalez (D)
Incumbent



Mayra Flores (R)
Respiratory Nurse Practitioner,
Elderly and Disabled Care Facility,
present

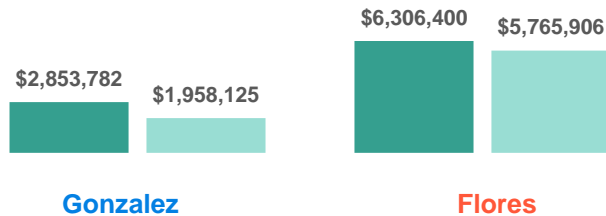
PRIMARY ELECTION RESULTS

DEM	GOP
Vicente Gonzalez Uncontested	Mayra Flores 81.2%
	Laura Cisneros 8.8%
	Mauro Garza 6.2%

CAMPAIGN FINANCE

CAMPAIGN FINANCE DATA AS OF OCT. 16, 2024

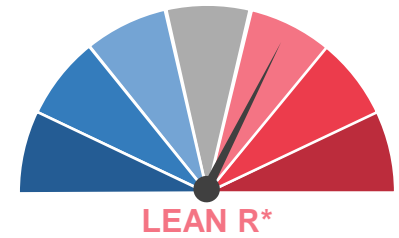
■ Total receipts ■ Total disbursements



PREVIOUS TX-34 RESULTS

Election	Winner	Runner-Up	Margin
2022 House	Gonzalez (D) 52.7%	Flores (R) 44.2%	D + 8.5%
2020 House	Vela (D) 55.4%	Gonzalez (R) 41.8%	D + 13.6%
2020 Presidential	Biden (D) 57.3%	Trump (R) 41.8%	D + 15.5%

*COOK POLITICAL REPORT RATINGS



House Race Spotlight: VA-2

CANDIDATES



Missy Cotter Smasal (D)
Officer, United States Navy



Jennifer Kiggans (R)
Incumbent

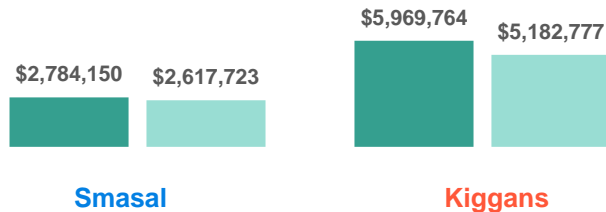
PRIMARY ELECTION RESULTS



CAMPAIGN FINANCE

CAMPAIGN FINANCE DATA AS OF OCT. 16 2024

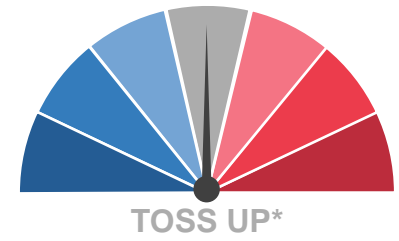
■ Total receipts ■ Total disbursements



PREVIOUS VA-2 RESULTS

Election	Winner	Runner-Up	Margin
2022 House	Kiggans (R) 51.6%	Luria (D) 48.2%	R + 3.4%
2020 House	Luria (D) 51.6%	Taylor (R) 45.8%	D + 5.8%
2020 Presidential	Biden (D) 50.1%	Trump (R) 48.2%	D + 1.9%

*COOK POLITICAL REPORT RATINGS



House Race Spotlight: VA-7

CANDIDATES



Eugene Vindman (D)



Derrick Anderson (R)
 Judicial Law Clerk, The Honorable
 Anthony J. Trenga United States
 District Court, 2020-2021

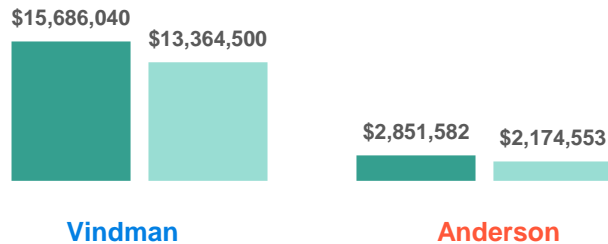
PRIMARY ELECTION RESULTS

DEM	GOP
Eugene Vindman 49.2%	Derrick Anderson 45.3%
Elizabeth Guzman 15.0%	Cameron Hamilton 37.2%
Briana Sewell 13.4%	Jon Myers 12.8%

CAMPAIGN FINANCE

CAMPAIGN FINANCE DATA AS OF OCT. 16, 2024

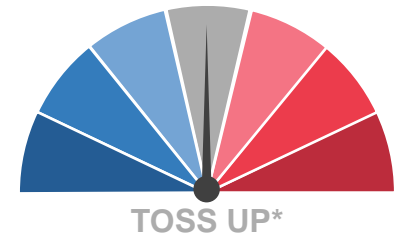
■ Total receipts ■ Total disbursements



PREVIOUS VA-7 RESULTS

Election	Winner	Runner-Up	Margin
2022 House	Spanberger (D) 52.2%	Vega (R) 47.6%	D + 4.6%
2020 House	Spanberger (D) 50.8%	Freitas (R) 49.0%	D + 1.8%
2020 Presidential	Biden (D) 52.6%	Trump (R) 45.8%	D + 6.8%

*COOK POLITICAL REPORT RATINGS



House Race Spotlight: WA-3

CANDIDATES



Marie Gluesenkamp Perez (D)
Incumbent



Joe Kent (R)
Project Manager, Technology Startup,
2019-present

ALL-PARTY PRIMARY RESULTS

Marie Gluesenkamp Perez 46.9%

Joe Kent 38.4%

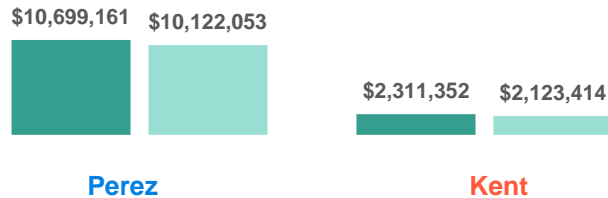
Leslie Lewallen 12.4%

John Saulie-Rohman 2.3%

CAMPAIGN FINANCE

CAMPAIGN FINANCE DATA AS OF OCT. 16, 2024

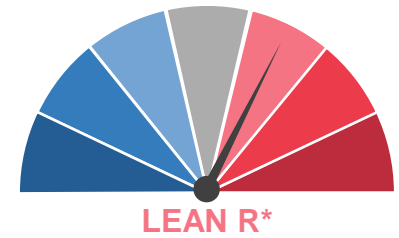
■ Total receipts ■ Total disbursements



PREVIOUS WA-3 RESULTS

Election	Winner	Runner-Up	Margin
2022 House	Gluesenkamp Perez (D) 50.4%	Kent (R) 49.6%	D + 0.8%
2020 House	Herrera Beutler (R) 56.5%	Long (D) 43.5%	R + 13.0%
2020 Presidential	Trump (R) 50.8%	Biden (D) 46.6%	R + 4.2%

*COOK POLITICAL REPORT RATINGS



House Race Spotlight: WI-3

CANDIDATES



Rebecca Cooke (D)
Owner, Red's Mercantile, 2015-2022



Derrick Van Orden (R)
Incumbent

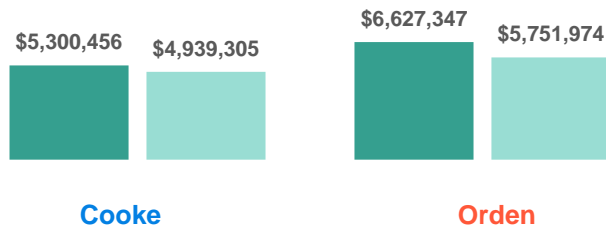
PRIMARY ELECTION RESULTS

DEM	GOP
Rebecca Cooke 50.5%	Derrick Van Orden Uncontested
Katrina Shankland 41.6%	
Eric Wilson 7.9%	

CAMPAIGN FINANCE

CAMPAIGN FINANCE DATA AS OF OCT. 16, 2024

■ Total receipts ■ Total disbursements



PREVIOUS WI-3 RESULTS

Election	Winner	Runner-Up	Margin
2022 House	Van Orden (R) 51.8%	Pfaff (D) 48.1%	R + 3.7%
2020 House	Kind (D) 51.3%	Van Orden (R) 48.6%	D + 2.7%
2020 Presidential	Trump (R) 51.5%	Biden (D) 46.8%	R + 4.7%

*COOK POLITICAL REPORT RATINGS

Ways to edit these slides

Looking to customize these slides yourself?



No problem.

The slides in this deck can be edited to suit your needs. However, if you alter text, data or images on our slides, we ask that you **remove National Journal logos and branding** prior to distribution or public use. Look for:



PRESENTATION CENTER

© 2020 NATIONAL JOURNAL PRESENTATION CENTER

Looking for assistance with customization?



We're here to help.

If you'd like our team of policy researchers and data visualization specialists to customize this deck with your vision in mind, **contact your Dedicated Advisor** or email service@nationaljournal.com.

This service is included in most membership packages.

Feel free to delete this slide before presenting.