

Senate races to watch

An overview of confirmed Senate matchups to watch in the 2024 election cycle

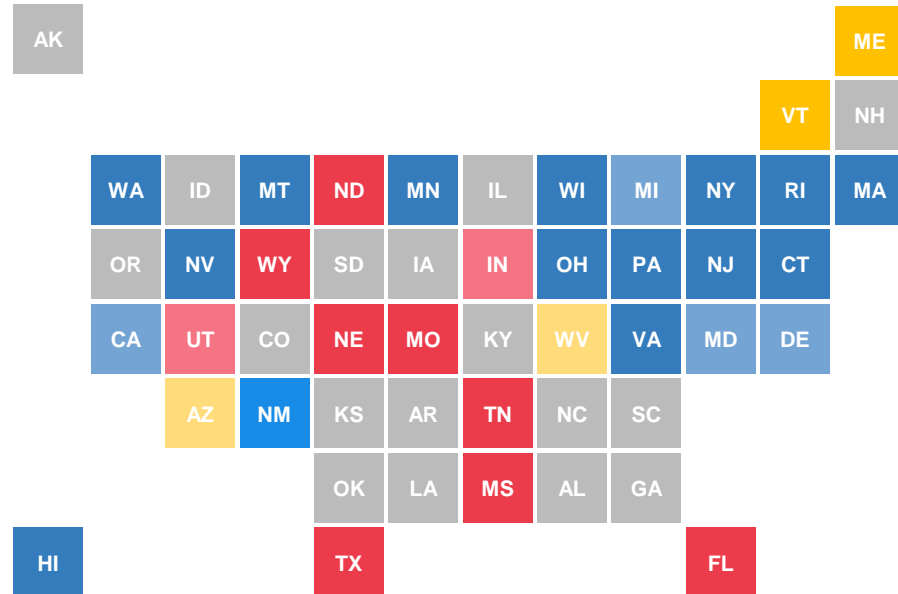
October 31, 2024

PRODUCER
Jehan Bugli
Eamonn Howerter

Democrats and Independents must defend 23 seats in 2024

Senators up for election in 2024

■ Democrat
 ■ Democratic open seat
 ■ Republican
 ■ Republican open seat
 ■ Independent
 ■ Independent open seat



Democrats

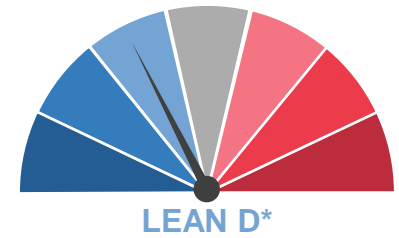
- Murphy (CT)
- Hirono (HI)
- Warren (MA)
- Klobuchar (MN)
- Menendez (NJ)
- Heinrich (NM)
- Gillibrand (NY)
- Whitehouse (RI)
- Kaine (VA)
- Cantwell (WA)
- Tester (MT)
- Rosen (NV)
- Casey Jr. (PA)
- Baldwin (WI)
- Brown (OH)
- OPEN (Butler) (CA)
- OPEN (Stabenow) (MI)
- OPEN (Carper) (DE)
- OPEN (Cardin) (MD)

Republicans

- Scott (FL)
- Hawley (MO)
- Wicker (MS)
- Cramer (ND)
- Fischer (NE)
- Ricketts (NE)
- Blackburn (TN)
- Cruz (TX)
- Barrasso (WY)
- OPEN (Braun) (IN)
- OPEN (Romney) (UT)

Independents

- King (ME)
- Sanders (VT)
- OPEN (Sinema) (AZ)
- OPEN (Manchin) (WV)



Senate Race Spotlight: Arizona

CANDIDATES

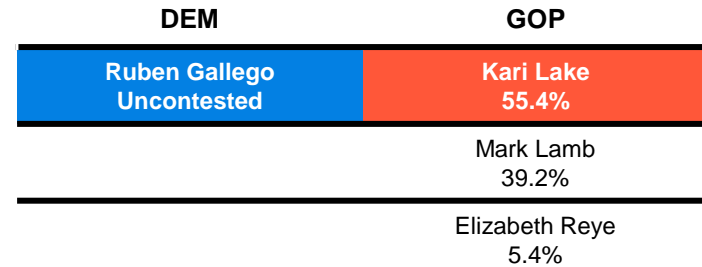


Ruben Gallego (D)
Representative of Arizona's 3rd congressional district



Kari Lake (R)
News anchor for Fox10 News Phoenix, 2022 AZ Governor candidate

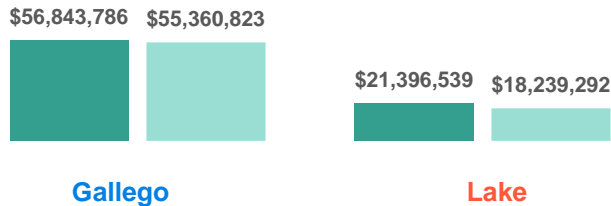
PRIMARY ELECTION RESULTS



CAMPAIGN FINANCE

CAMPAIGN FINANCE DATA AS OF OCT. 29, 2024

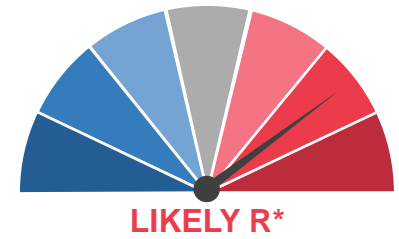
■ Total receipts ■ Total disbursements



PREVIOUS AZ RESULTS

Election	Winner	Runner-Up	Margin
2018 Senate	Sinema (D) 50.0%	McSally (R) 47.6%	D + 2.4%
2020 Presidential	Biden (D) 49.4%	Trump (R) 49.1%	D + 0.3%

*COOK POLITICAL REPORT RATINGS



Senate Race Spotlight: Florida

CANDIDATES



Debbie Mucarsel-Powell (D)
 Representative, United States House of Representatives, Florida, District 26, 2019-2021



Rick Scott (R)
 Incumbent

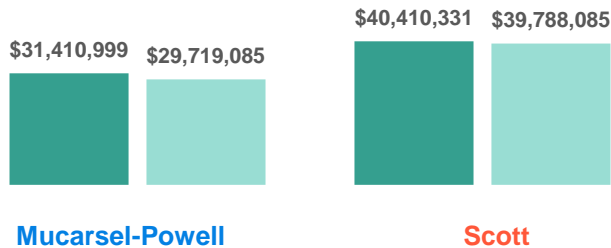
PRIMARY ELECTION RESULTS

DEM	GOP
Debbie Mucarsel-Powell 68.6%	Rick Scott 84.4%
Stanley Campbell 19.5%	Keith Gross 9.3%
Brian Rush 6.7%	John Columbus 6.3%

CAMPAIGN FINANCE

CAMPAIGN FINANCE DATA AS OF OCT. 29, 2024

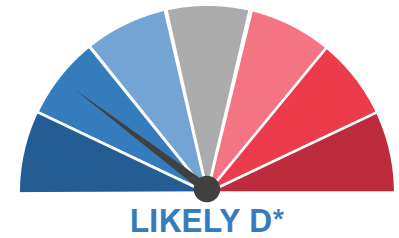
■ Total receipts ■ Total disbursements



PREVIOUS FL RESULTS

Election	Winner	Runner-Up	Margin
2018 Senate	Scott (R) 50.1%	Nelson (D) 49.9%	R + 0.2%
2020 Presidential	Trump (R) 51.2%	Biden (D) 47.9%	R + 3.3%

*COOK POLITICAL REPORT RATINGS



Senate Race Spotlight: Maryland

CANDIDATES



Angela Alsobrooks (D)
County Executive, Prince George's County, 2018-present



Larry Hogan (R)
Governor, State of Maryland, 2014-2023

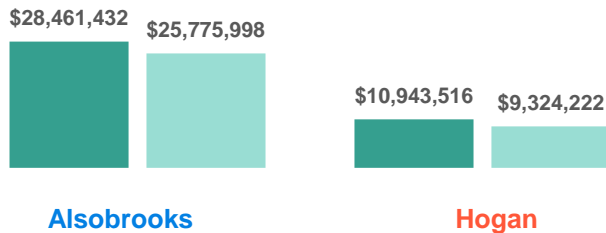
PRIMARY ELECTION RESULTS

DEM	GOP
Angela Alsobrooks 53.8%	Larry Hogan 61.9%
David Trone 42.0%	Robin Ficker 30.1%
Michael Cobb 0.8%	Chris Chaffee 3.3%

CAMPAIGN FINANCE

CAMPAIGN FINANCE DATA AS OF OCT. 29, 2024

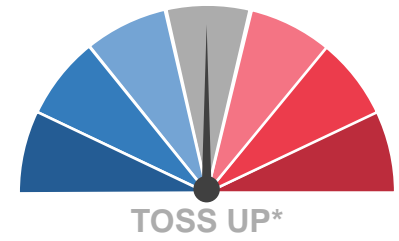
■ Total receipts ■ Total disbursements



PREVIOUS MD RESULTS

Election	Winner	Runner-Up	Margin
2022 Senate	Van Hollen (D) 65.8%	Chaffee (R) 34.1%	D + 31.7%
2020 Presidential	Biden (D) 65.6%	Trump (R) 32.1%	D + 33.5%

*COOK POLITICAL REPORT RATINGS



Senate Race Spotlight: Michigan

CANDIDATES



Elissa Slotkin (D)

Representative of Michigan's 7th District, 2023-Present; 8th District, 2019-2023



Mike Rogers (R)

Former Representative of Michigan's 8th District, 2001-2015

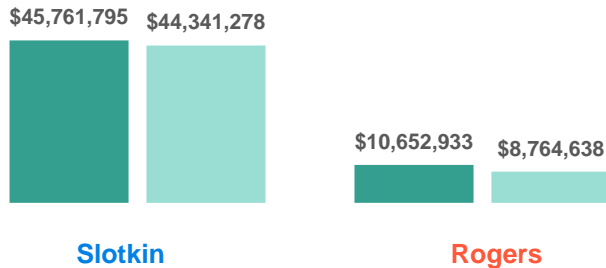
PRIMARY ELECTION RESULTS

DEM	GOP
Elissa Slotkin 80.5%	Mike Rogers 62.8%
Hill Harper 19.5%	Justin Amash 16.1%
	Sherry O'Donnell 12.4%

CAMPAIGN FINANCE

CAMPAIGN FINANCE DATA AS OF OCT. 29, 2024

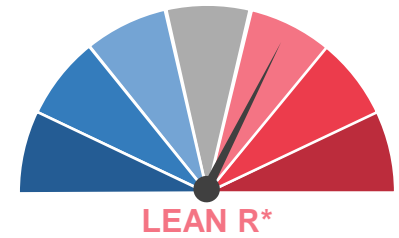
■ Total receipts ■ Total disbursements



PREVIOUS MI RESULTS

Election	Winner	Runner-Up	Margin
2018 Senate	Stabenow (D) 52.3%	James (R) 45.8%	D + 6.5%
2020 Presidential	Biden (D) 50.6%	Trump (R) 47.8%	D + 2.8%

*COOK POLITICAL REPORT RATINGS



Senate Race Spotlight: Montana

CANDIDATES



Jon Tester (D)
Incumbent



Tim Sheehy (R)
Retired Navy SEAL and entrepreneur

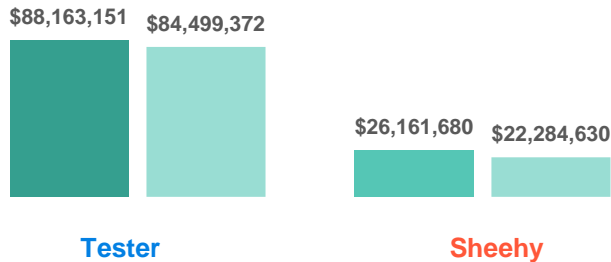
PRIMARY ELECTION RESULTS

DEM	GOP
Jon Tester 97.1%	Tim Sheehy 73.8%
Michael Hummert 2.9%	Brad Johnson 18.7%
Charles Walking Child 7.5%	

CAMPAIGN FINANCE

CAMPAIGN FINANCE DATA AS OF OCT. 29, 2024

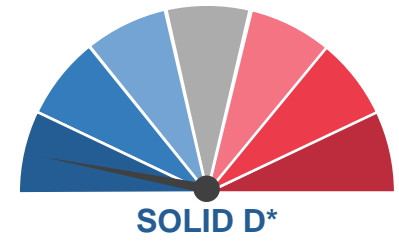
■ Total receipts ■ Total disbursements



PREVIOUS MT RESULTS

Election	Winner	Runner-Up	Margin
2018 Senate	Tester (D) 50.3%	Rosendale (R) 46.8%	D + 3.5%
2020 Presidential	Trump (R) 56.8%	Biden (D) 40.4%	R + 16.4%

*COOK POLITICAL REPORT RATINGS



Senate Race Spotlight: New Jersey

CANDIDATES



Andy Kim (D)

Representative, United States House of Representatives, New Jersey, District 3, 2019-present



Curtis Bashaw (R)

Co-Founder/Co-Managing Partner, Cape Advisors, Inc., 1994-2019

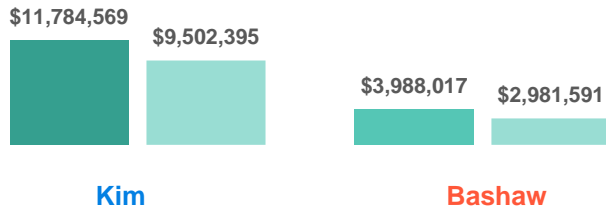
PRIMARY ELECTION RESULTS

DEM	GOP
Andy Kim 75.4%	Curtis Bashaw 48.0%
Patricia Campos-Medina 15.8%	Christine Serrano-Glassner 37.1%
Lawrence Hamm 8.8%	Justin Murphy 10.7%

CAMPAIGN FINANCE

CAMPAIGN FINANCE DATA AS OF OCT. 29, 2024

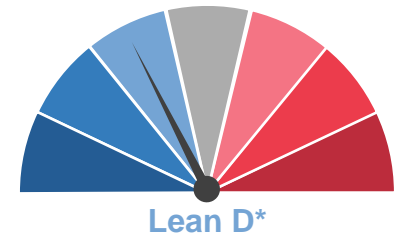
■ Total receipts ■ Total disbursements



PREVIOUS NJ RESULTS

Election	Winner	Runner-Up	Margin
2018 Senate	Menendez (D) 54.0%	Hugin (R) 42.8%	D + 11.2%
2020 Presidential	Biden (D) 57.3%	Trump (R) 41.4%	D + 15.9%

*COOK POLITICAL REPORT RATINGS



Senate Race Spotlight: Nevada

CANDIDATES



Jacky Rosen (D)
Incumbent



Sam Brown (R)
Retired Army Captain

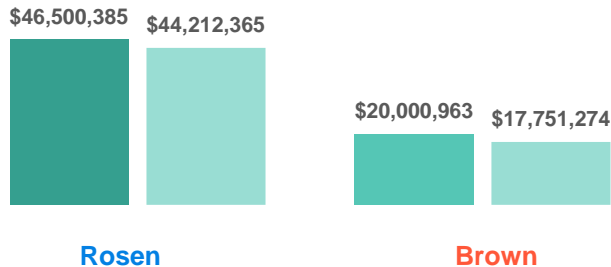
PRIMARY ELECTION RESULTS

DEM	GOP
Jacky Rosen 92.3%	Sam Brown 60.8%
Troy Walker 3.8%	Jeff Gunter 14.7%
Mike Schaefer 2.3%	Jim Marchant 6.6%

CAMPAIGN FINANCE

CAMPAIGN FINANCE DATA AS OF OCT. 29, 2024

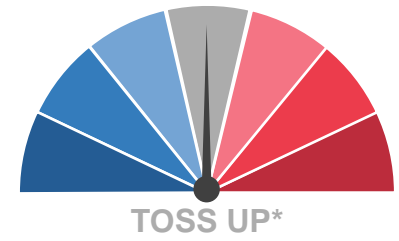
■ Total receipts ■ Total disbursements



PREVIOUS NV RESULTS

Election	Winner	Runner-Up	Margin
2018 Senate	Rosen (D) 50.4%	Heller (R) 45.4%	D + 5.0%
2020 Presidential	Biden (D) 50.1%	Trump (R) 47.7%	D + 2.4%

*COOK POLITICAL REPORT RATINGS



Senate Race Spotlight: Ohio

CANDIDATES



Sherrod Brown (D)
Incumbent



Bernie Moreno (R)
Chairman, CHAMPtitles, 2018-2023

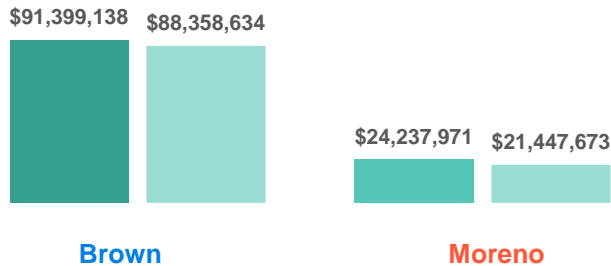
PRIMARY ELECTION RESULTS

DEM	GOP
Sherrod Brown Uncontested	Bernie Moreno 50.5%
	Matt Dolan 32.9%
	Frank LaRose 16.7%

CAMPAIGN FINANCE

CAMPAIGN FINANCE DATA AS OF OCT. 29, 2024

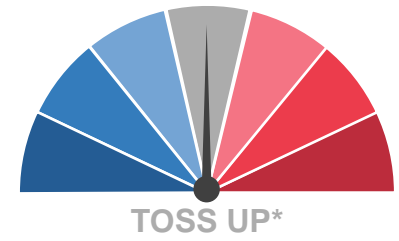
■ Total receipts ■ Total disbursements



PREVIOUS OH RESULTS

Election	Winner	Runner-Up	Margin
2018 Senate	Brown (D) 53.4%	Renacci (R) 46.6%	D + 6.8%
2020 Presidential	Trump (R) 53.3%	Biden (D) 45.3%	R + 8.0%

*COOK POLITICAL REPORT RATINGS



Senate Race Spotlight: Pennsylvania

CANDIDATES



Bob Casey (D)
Incumbent



David McCormick (R)
Chief Executive Officer, Bridgewater Associates, 2020-2022

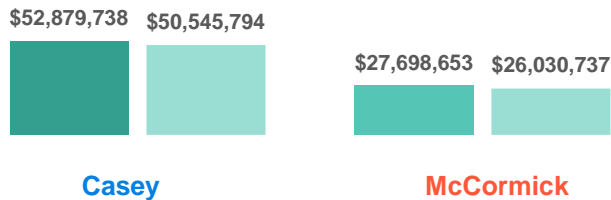
PRIMARY ELECTION RESULTS



CAMPAIGN FINANCE

CAMPAIGN FINANCE DATA AS OF OCT. 29, 2024

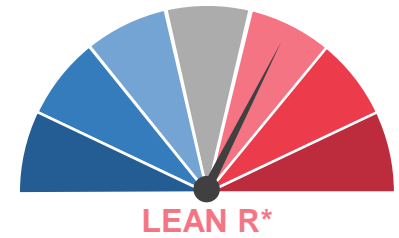
■ Total receipts ■ Total disbursements



PREVIOUS PA RESULTS

Election	Winner	Runner-Up	Margin
2018 Senate	Casey (D) 55.7%	Barletta (R) 42.6%	D + 13.1%
2020 Presidential	Biden (D) 49.9%	Trump (R) 48.7%	D + 1.2%

*COOK POLITICAL REPORT RATINGS



Senate Race Spotlight: Texas

CANDIDATES



Colin Allred (D)

Representative, United States House of Representatives, District 32, 2019-present



Ted Cruz (R)

Incumbent

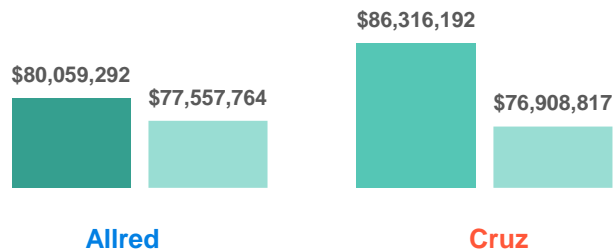
PRIMARY ELECTION RESULTS

DEM	GOP
Colin Allred 58.9%	Ted Cruz 88.3%
Roland Gutierrez 16.6%	Redd Gibson 6.0%
Mark Gonzalez 8.8%	Rufus Lopez 5.7%

CAMPAIGN FINANCE

CAMPAIGN FINANCE DATA AS OF OCT. 29, 2024

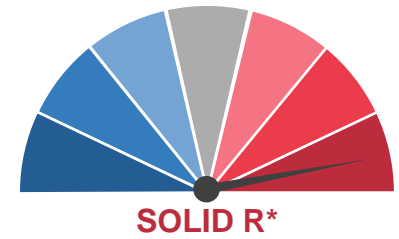
■ Total receipts ■ Total disbursements



PREVIOUS TX RESULTS

Election	Winner	Runner-Up	Margin
2018 Senate	Cruz (R) 50.9%	O'Rourke (D) 48.3%	R + 2.6%
2020 Presidential	Trump (R) 52.0%	Biden (D) 46.5%	R + 5.5%

*COOK POLITICAL REPORT RATINGS



Senate Race Spotlight: West Virginia

CANDIDATES



Glenn Elliott (D)
Mayor, City of Wheeling, 2016-2024



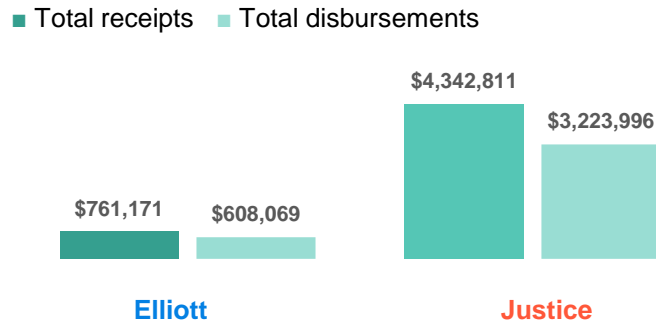
Jim Justice (R)
Owner, The Greenbrier Resort, 2009-present

PRIMARY ELECTION RESULTS

DEM	GOP
Glenn Elliott 45.4%	Jim Justice 61.8%
Zachary Shrewsbury 36.1%	Alex Mooney 26.6%
Don Blankenship 18.4%	Bryan Bird 3.1%

CAMPAIGN FINANCE

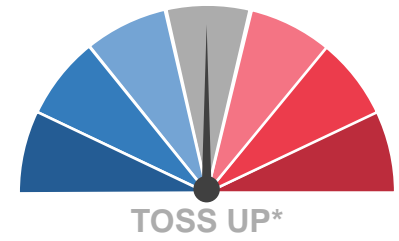
CAMPAIGN FINANCE DATA AS OF OCT. 29, 2024



PREVIOUS WV RESULTS

Election	Winner	Runner-Up	Margin
2020 Senate	Capito (R) 70.3%	Swearingin (D) 27.0%	R + 43.3%
2020 Presidential	Trump (R) 68.6%	Biden (D) 29.7%	R + 38.9%

*COOK POLITICAL REPORT RATINGS



Senate Race Spotlight: Wisconsin

CANDIDATES

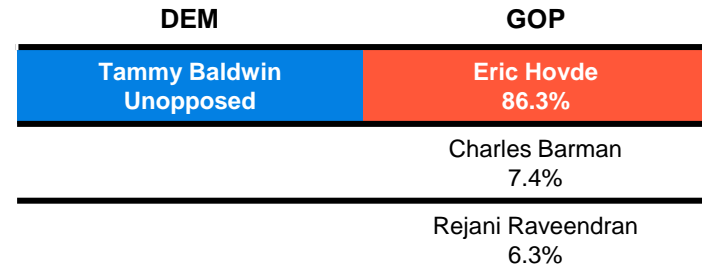


Tammy Baldwin (D)
Incumbent



Eric Hovde (R)
CEO, Hovde Properties, H Bancorp,
Sunwest Bank

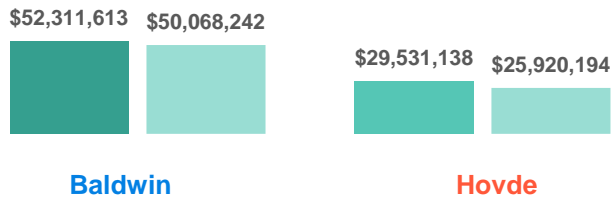
PRIMARY ELECTION RESULTS



CAMPAIGN FINANCE

CAMPAIGN FINANCE DATA AS OF OCT. 29, 2024

■ Total receipts ■ Total disbursements



PREVIOUS WI RESULTS

Election	Winner	Runner-Up	Margin
2018 Senate	Baldwin (D) 55.4%	Vukmir (R) 44.6%	D + 10.8%
2020 Presidential	Biden (D) 49.5%	Trump (R) 48.8%	D + 0.7%

*COOK POLITICAL REPORT RATINGS

Ways to edit these slides

Looking to customize these slides yourself?



No problem.

The slides in this deck can be edited to suit your needs. However, if you alter text, data or images on our slides, we ask that you **remove National Journal logos and branding** prior to distribution or public use. Look for:



PRESENTATION CENTER

© 2020 NATIONAL JOURNAL PRESENTATION CENTER

Looking for assistance with customization?



We're here to help.

If you'd like our team of policy researchers and data visualization specialists to customize this deck with your vision in mind, **contact your Dedicated Advisor** or email service@nationaljournal.com.

This service is included in most membership packages.

Feel free to delete this slide before presenting.